

TM

GUN FACTS



Version 7.1

© Copyright 2017, Guy Smith, All Rights Reserved



Introduction	vii
Acknowledgements	ix
Concealed Carry	1
Myth: Concealed carry doesn't prevent crimes	1
Myth: Concealed carry laws increase crime	1
Myth: Right-To-Carry laws increase violent crime 13-15%	3
Myth: Concealed carry permit holders shoot police	3
Myth: People with concealed weapons licenses will commit crimes	3
Myth: 460 people have been killed by CCW permit holders	4
Myth: Concealed guns in bars will cause violence	5
Myth: Texas CCW holders are arrested 66% more often	5
Myth: People do not need concealable weapons	6
Myth: CCWs will lead to mass public shootings	6
Myth: Police and prosecutors are against concealed carrying by citizens	7
Assault Weapons	9
Myth: Assault weapons are a serious problem in the U.S.	9
Myth: Assault weapons are used in mass public shootings	10
Myth: Every 48 hours, an assault rifle is traced to crime in Maryland	11
Myth: One out of five police officers killed are killed with assault weapons	11
Myth: Assault weapons are favored by criminals	12
Myth: Assault weapons can be easily converted to machine guns	12
Myth: Assault weapons are used in 16% of homicides	13
Myth: The 1994 (former) Federal Assault Weapons Ban was effective	13
Myth: States need to ban assault weapons	14
Myth: Assault weapons have only one purpose, to kill large numbers of people	14
Myth: Nobody needs an assault weapon	14
Guns and Crime Prevention	16
Myth: Private ownership of guns is not effective in preventing crime	16
Myth: Only police should have guns	17
Myth: You are more likely to be injured or killed using a gun for self-defense	18
Myth: Guns are not effective in preventing crime against women	18
Crime and Guns	20
Myth: Criminals buy guns at gun stores and gun shows	20
Myth: Guns are not a good deterrent to crime	20
Myth: Private guns are used to commit violent crimes	22

Myth: 40% of Americans have been or personally know a gun violence victim	23
Myth: Interstate transportation of guns defeats local gun control	23
Myth: High-capacity, semi-automatics are preferred by criminals	23
Myth: Banning “Saturday Night Specials” reduces crime.....	23
Myth: Criminals prefer “Saturday Night Specials”	24
Myth: Gun shows are supermarkets for criminals.....	24
Myth: All four guns used at Columbine were bought at gun shows	25
Myth: 25-50% of the vendors at most gun shows are “unlicensed dealers”	25
Myth: Regulation of gun shows would reduce “straw sales”	25
Myth: Prison isn't the answer to crime control.....	26
Myth: Waiting periods prevent rash crimes and reduce violent crime rates	26
Myth: 86% of Americans, 82% of gun owners favor universal background checks	27
Myth: Gun makers are selling plastic guns that slip through metal detectors.....	27
Myth: Machine guns are favored by criminals.....	27
Myth: Corrupt dealers sell almost 60 percent of crime guns.....	28
Children and Guns	29
Myth: There have been 96 school shootings since Sandy Hook.....	29
Myth: 13 children are killed each day by guns	29
Myth: More Guns in U.S. Homes, More Kids Getting Shot.....	30
Myth: Schoolyard shootings are an epidemic	30
Myth: Trigger locks will keep children from accidentally shooting themselves	32
Myth: Guns in America spark youth violence	32
Myth: More than 1,300 children commit suicide with guns	33
Myth: Stricter gun control laws could have prevented the Columbine massacre	34
Myth: Children should be kept away from guns for their own safety	34
Myth: More children are shot and killed in the U.S. than anywhere else	34
Myth: More children are hurt with guns than by any other means	35
Myth: States with background checks have fewer school shootings	36
Myth: If it saves the life of one child, it is worth it.....	36
Mass Shootings and Active Shooter Events	37
Myth: Mass public shootings are increasing	37
Myth: More people are dying in mass public shootings	38
Myth: America has the highest rate of mass shootings in developed countries	38
Myth: Easy access to guns creates an incentive for mass public shootings	38
Myth: Guns in civilian hands are not good for stopping mass public shooters	39

Understanding conflicting reports on "mass public shootings"	39
Accidental Death and Injuries	41
Myth: Accidental gun fatalities are a serious problem.....	41
Myth: Handguns are unsafe and cause accidents	42
Myth: Innocent bystanders are often killed by guns.....	42
Myth: Citizens are too incompetent to use guns for protection.....	42
Myth: Gun accidents are flooding emergency rooms.....	43
Myth: "Junk" guns are dangerous and should be banned	43
Myth: Guns should be made to conform to product liability laws.....	43
Availability of Guns.....	44
Myth: The availability of guns causes crime	44
MYTH: Gun availability increases suicide rates.....	46
Myth: Gun availability is what is causing school shootings.....	46
Myth: Gun availability leads to massacres.....	47
Myth: Gun ownership is linked to higher homicide rates.....	47
Myth: Handguns are 43 times more likely to kill a family member than a criminal	47
Government, Laws, Social Costs	49
Myth: Gun control reduces crime	49
Myth: The Brady Bill caused a decrease in gun homicides	50
Myth: California's tough gun laws reduced gun deaths	51
Myth: Gun laws are being enforced	52
Myth: Federal gun crime prosecutions increased 25%.....	53
Myth: The social cost of gun violence is enormous	53
Myth: The social cost of gun violence is \$20-100 billion	54
Myth: Gun "buy-back" programs get guns off the streets.....	54
Myth: Closing down "kitchen table" gun dealers will reduce guns on the street.....	55
Myth: Only the government should have guns.....	55
Myth: "Safe storage" laws protect people	56
Myth: Local background checks reduce gun suicides.....	56
Guns in Other Countries	58
Myth: Countries with strict gun control have less crime	58
Myth: Britain has strict gun control and thus a low crime rate	60
Myth: Gun control in Australia is curbing crime.....	63
Myth: Japan has strict gun control and a less violent society	64
Myth: Gun bans elsewhere work.....	64

Myth: The United States has the highest violence rate because of lax gun control	65
Myth: The U.S. has the highest rate of firearm deaths among 25 high-income countries.....	65
Myth: The United States is the source of 90% of drug syndicate guns in Mexico	65
Myth: Mexico seizes 2,000 guns a day from the United States	66
Myth: Thousands of guns go into Mexico from the U.S. every day	66
Licensing and Registration	67
Myth: Other countries register guns to fight crime	67
Myth: Gun registration works	67
Myth: Gun registration will help police find suspects	69
Myth: Registration does not lead to confiscation	69
Myth: Licensing will keep bad people from obtaining or using guns.....	70
Myth: Guns from the U.S. create crime in other countries.....	71
Myth: Guns should be registered and licensed like cars.....	71
Police and Guns	72
Myth: More police officers are killed on duty in states with more guns.....	72
Myth: Police favor gun control.....	72
Myth: Police are our protection — people don't need guns	73
Myth: The supply of guns is a danger to law enforcement.....	74
Myth: “Cop Killer” bullets need to be banned.....	74
Myth: Teflon bullets are designed to penetrate police bullet-proof vests.....	74
.50 Caliber Rifles	75
Myth: .50-calibers are the favorite weapon of terrorists.....	75
Myth: American gun makers sold .50-calibers to terrorists.....	75
Myth: .50-caliber shooters are terrorists in training.....	75
Myth: The Founding Fathers would have had no use for a .50-caliber rifle.....	76
Myth: .50-calibers are capable of piercing airline fuel tanks from a mile away.....	76
Myth: .50-caliber bullets can penetrate concrete bunkers	76
Myth: .50-caliber bullets can pierce light armor at 4 miles	76
Myth: .50-caliber rifles can knock a helicopter from the sky	77
Myth: .50-caliber guns are for snipers.....	77
Ballistic Fingerprinting	78
Myth: Every firearm leaves a unique "fingerprint" that can pinpoint the firearm used	78
Myth: A database of ballistic profiles will allow police to trace gun crimes	79
Myth: Ballistic imaging is used in Maryland and New York and solves many crimes.....	80
Myth: A ballistic database is inexpensive to create/maintain	80

Myth: Police want a ballistic database	80
Miscellaneous Gun Control Information	82
Firearms in the United States.....	82
Concealed Carry in the United States.....	83
2,500,500 or 235,700 defensive gun uses (DGU)?	83
British Crime Statistics	83
Gun Violence Archive.....	85
Confused terms in gun control policy.....	85
Genocide and Gun Control	86
Microstamping	87
Myth: Independent testing by forensic technologists shows the technology is reliable	87
Myth: Filing the firing pin will make the gun inoperable	87
Myth: The cost per firearm will be cheap	88
Myth: The numbers will let police find the gun's owner and help solve crimes	88
Assorted Myths	89
Myth: 30,000 people are killed with guns every year.....	89
Myth: Gun ownership is falling in the United States.....	89
Myth: 1,000 people die each day from guns	89
Myth: The Brady Campaign has a good ranking system of state gun control laws.....	90
Myth: High-capacity magazines lead to more deadly shootings.....	90
Myth: "Universal" background checks will reduce crime	91
Myth: Homicides went up when Missouri repealed their permit-to-purchase (licensing) law	91
Myth: Connecticut's permit and background law caused homicide to fall by 40%.....	92
Myth: The "powerful gun industry" stops all gun control legislation	92
Myth: Access to guns increases the risk of suicide.....	92
Myth: States with background checks and waiting periods have lower suicide rates.....	93
Myth: States With The Most Gun Laws See The Fewest Gun-Related Deaths	93
Myth: Individuals who commit suicide are more likely to have had access to guns	93
Myth: The only purpose for a gun is to kill people.....	93
Myth: 89% of mayors want congress to create tougher gun control laws.....	94
Second Amendment	95
Myth: The Supreme Court ruled the Second Amendment is not an individual right	95
Myth: The Second Amendment is a collective right, not an individual right.....	95
Myth: The Heller Decision created new law	97
Myth: The Second Amendment was established to control slaves.....	97

Myth: The "militia" clause is to arm the National Guard.....	97
Myth: The Second Amendment allows Congress to regulate ownership of guns for militia purposes	98
Myth: U.S. v. Cruikshank denied an individual right to bear arms	99
Myth: U.S. v. Miller said that the Second Amendment is not an individual right.....	99
Summary of various court decisions concerning gun rights	100
Public Opinion.....	102
Myth: Gun owners are a tiny minority.....	102
Myth: People do not believe that the Second Amendment is an individual right	102
Myth: Most Americans favor gun control.....	103
Myth: More and more Americans support stricter gun control	105
Myth: People want to ban handguns.....	105
Myth: People think gun control stops crime	105
Myth: People oppose concealed carry	106
Myth: Most people think guns in the home are dangerous	106
Myth: People want local government to ban guns	106
Quotes About Gun Control	107
Politicians	107
Anti-freedom political activists.....	110
The media	112
The media in general	113
The American government.....	113
Gun Control Opponents	114

Introduction

“The great enemy of the truth is very often not the lie: deliberate, continued, and dishonest; but the myth: persistent, persuasive, and unrealistic.”

-- John F. Kennedy

Purpose

The goal of *Gun Facts* is to provide a quick reference guide for the public on gun control issues. Use *Gun Facts* when composing arguments for debates, writing letters to editors, emailing to your representatives, and sending statements to the media.

The problem *Gun Facts* addresses is the lack of intellectual honesty within the gun control arena. Over many decades, various groups have presented “information” to the media and the public that is at best inaccurate, and at worst fraudulent. *Gun Facts* is dedicated to debunking gun control myths and providing citable evidence.

Common gun control myths are listed in the pages that follow. For each myth, one or more facts are presented to refute the gun control claim and the source of the information is fully cited.

Copyright and free usage information

This work is the copyrighted property of Guy Smith. All rights are reserved unless noted below.

PDF: The PDF version of this document may be freely distributed providing the document is not altered and that the source is always cited. "Reasonable use" laws apply, which basically means you can use small sections of *Gun Facts* without my prior consent. Written excerpts may be distributed as long as the URL 'www.GunFacts.info' is identified as the location where the full document may be obtained.

Printings: You are also allowed to print this document for your personal reference and/or for distribution without fee (i.e., you can't charge money for copies of *Gun Facts*). This means if you want to print copies for the media, elected officials, gun shows, friends, etc. – you are free to do so. Any distribution in any format must include the entire work.

That being said, you can save yourself ample time, paper and ink [buying a copy at Amazon](#).

Questions, corrections and suggestions

If you need to communicate with the author, send e-mail to guy@GunFacts.info. Your corrections, comments, additions and suggestions are welcomed and encouraged. When providing new information, please cite the original reference in detail – publication, title, author, date, etc. This is essential.

Sources

All sources cited in this work are accurate to the best of our research. We use the most recent data we can easily find. If any more recent data is available, I welcome receiving the same.

Contributions

I accept non-tax-exempt donations to pay for the software, hardware, paper and ink used in composing, editing and distributing *Gun Facts*. If you would like to help, drop by www.PayPal.com and send your donations to guy@GunFacts.info.

Acknowledgements

My sincere thanks go out to the following individuals or groups for their contributions to *Gun Facts*:

Jim Archer: Long ago Jim provided the domain www.GunFacts.info, so people can more easily find this work.

Skeff: For handling a bunch of IT work and building the online core of the Gun Facts community.

Ivy, Frank, Mark, and Bill who volunteered to proofread this version of *Gun Facts* and thus obscured my own inabilities.

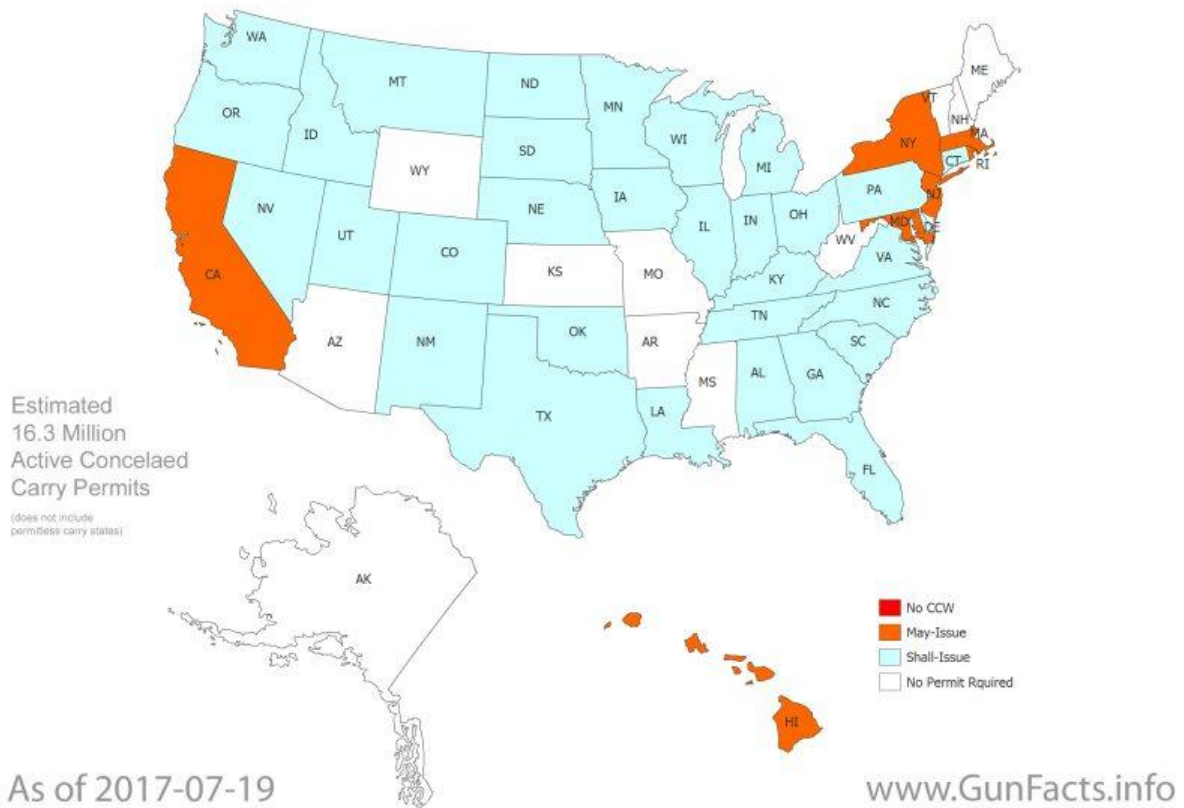
Pete McKay/McKayDesign: For the very professional front cover design.

Muchas gracias: Thank you Claudia, Gonzalo, Renzo, Pablo, Cecilia, Malcolm and Ignacio for the first translation of Gun Facts into Spanish.

The Research Volunteers: Over 600 people have registered to help in researching topics and specific items. I cannot list every volunteer, so I thank you collectively.

Jason G.: For originally recommending the myth/fact approach, which has proven to be absolutely the right way to present this information.

Concealed Carry



Myth: Concealed carry doesn't prevent crimes

Fact: News reports tell many stories of armed civilians preventing mass murder in public. A few selected at random include:

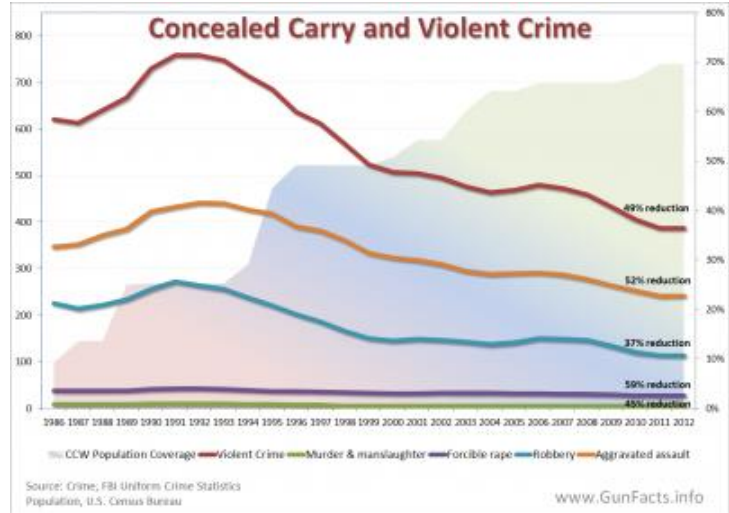
- A citizen with a gun stopped a knife-wielding man as he began stabbing people in a Salt Lake City store.
- Two men retrieved firearms from their cars and stopped a mass murder at the Appalachian School of Law.
- Citizen takes out shooter while police were pinned down in Early, Texas.
- Citizen stops apartment shoot-up in Oklahoma City.

Myth: Concealed carry laws increase crime

Fact: Crime rates involving gun owners with carry licenses have consistently been about 0.02% of all carry permit holders since Florida's right-to-carry law started in 1988.¹

¹ Florida Department of Justice, 1998

Fact: Forty-three states, comprising the majority of the American population, are "right-to-carry" states – thirty-six are "shall issue" states where anyone without a criminal record will be issued a permit, and seven states require no permit. In 1988 there were only ten "right-to-carry". Statistics show that in these states the crime rate fell (or did not rise) after the right-to-carry law became active (as of July, 2006). Seven states are "may issue" states where it is nearly impossible to obtain a CCW (Concealed Carry Weapon) permit.



Fact: Gun homicides were 10% higher in states with restrictive CCW laws, according to a study spanning 1980-2009.²

Fact: After passing their concealed carry law, Florida's homicide rate fell from 36% above the national average to 4% below.³

Fact: In Texas, murder rates fell 50% faster than the national average in the year after their concealed carry law passed. Rape rates fell 93% faster in the first year after enactment, and 500% faster in the second.⁴ Assaults fell 250% faster in the second year.⁵

Type of Crime	% Higher in Restrictive States
Robbery	105%
Murder	86%
Assault	82%
Violent Crime	81%
Auto Theft	60%
Rape	25%

Fact: States that disallow concealed carry have violent crime rates 11% higher than national averages.⁶

Fact: Deaths and injuries from mass public shootings fall dramatically after right-to-carry concealed handgun laws are enacted. Between 1977 and 1995,⁷ the average death rate from mass

² An examination of the effects of concealed weapons laws and assault weapons bans on state-level murder rates, Applied Economics Letters, Vol 21, No. 4

³ Shall issue: the new wave of concealed handgun permit laws, Cramer C and Kopel D. Golden CO: Independence Institute Issue Paper. October 17, 1994

⁴ Some criminologists believe measuring first year change is shortsighted as it takes more than a year for permits to be issued, reach critical quantities, and for the criminally minded to recognize the new situation and avoid violent confrontations.

⁵ Bureau of Justice Statistics, online database, reviewing Texas and U.S. violent crime from 1995-2001.

⁶ FBI, Uniform Crime Reports, 2004 - excludes Hawaii and Rhode Island - small populations and geographic isolation create other determinants to violent crime.

⁷ Federal legislation created a national "gun-free schools" policy, effective in 1996. Some criminologists maintain this created a new dynamic, encouraging mass murder on campus. Thus, after 1995 it is increasingly difficult to make comparisons based on the effects of CCWs and mass shootings.

shootings plummeted by up to 91% after such laws went into effect, and injuries dropped by over 80%.⁸

Fact: More to the point, crime is significantly higher in states without right-to-carry laws.⁹

Myth: Right-To-Carry laws increase violent crime 13-15%

Fact: This rather [miserable working paper](#) is a wellspring of bad methodology, which might explain why it was not (as of July 2017) published in a peer reviewed journal.

Myth: Concealed carry permit holders shoot police

Fact: The Violence Policy Center started listing instances of CCW holders shooting police.¹⁰ From May 2007 through November 2009 (2.5 years) they recorded nine police deaths, three in one mass killing by a white supremacist using an AK-47 rifle. Of the nine, five had yet to be tried or convicted as of the date of their report.

Myth: People with concealed weapons licenses will commit crimes

Fact: The results for the first 30 states that passed "shall-issue" laws for concealed carry licenses are similar.

Fact: In Texas, citizens with concealed carry licenses are 14 times less likely to commit a crime. They are also five

State ¹¹	Licenses issued	Revoked licenses	% Revoked	Violent Crime Rate Change ¹²
Florida	1,327,321 ¹³	4,129	0.3%	-30.5%
Virginia	50,000 ¹⁴	0	0.0%	-21.9%
Arizona	63,000 ¹⁵	50	0.9%	-28.7%
North Carolina	59,597 ¹⁶	1,274	1.2%	-26.4%
Minnesota	46,636 ¹⁷	12	0.03%	8.0% ¹⁸
Michigan	155,000 ¹⁹	2,178	0.1%	1.4%

⁸ *Multiple Victim Public Shootings, Bombings, and Right-to-Carry Concealed Handgun Laws: Contrasting Private and Public Law Enforcement*, John Lott and William Landes, Law School of the University of Chicago, Law & Economics Working Paper No. 73

¹¹ **Reports were as received. No selection or filtering process was used.**

¹² **Violent crime rates are from inception of "shall issue" CCW through 2006, the most recent period available through the Bureau of Justice Statistics online database.**

¹³ October 1987 through Jan 2008

¹⁴ 1995 – no follow-up data available at time of collection

¹⁵ 1994 through 2007

¹⁶ 1995 through 2004

times less likely to commit a violent crime.²⁰

Fact: People with concealed carry licenses are:²¹

- 5.7 times less likely to be arrested for violent offenses than the general public
- 13.5 times less likely to be arrested for non-violent offenses than the general public

Fact: Even gun control organizations agree it is a non-problem. One said about Texas, "because there haven't been Wild West shootouts in the streets".²²

Fact: Of 14,000 CCW licensees in Oregon, only 4 (0.03%) were convicted of the criminal (not necessarily violent) use or possession of a firearm.

Fact: "I'm detecting that I'm eating a lot of crow on this issue ... I think that says something, that we've gotten to this point in the year and in the third largest city in America there has not been a single charge against anyone that had anything to do with a concealed handgun."²³

Fact: In Florida, a state that has allowed concealed carry since late 1987, you are twice as likely to be attacked by an alligator as by a person with a concealed carry permit.²⁴

Myth: 460 people have been killed by CCW permit holders

Fact: The "study" by gun control group Violence Policy Center covers a six year span, meaning that at worst there is an average of 76 shootings of all types *per year*, including justifiable homicides.

Fact: As of 2017, there are over 14,500,000 CCW holders,²⁵ meaning the worst case kill rate (justifiable or not) is 0.003% of all CCW holders.

¹⁵ 1994 through 2007

¹⁶ 1995 through 2004

¹⁷ 2002 through 2006

¹⁸ In 2005 and 2006, Minnesota had an abnormal spike in robbery and aggravated assaults. The first three years of CCW in Minnesota saw violent crime rates being roughly stable and the problem has somewhat abated since then.

¹⁹ 2001 through 2007

²⁰ Texas Department of Public Safety and the U.S. Census Bureau, reported in San Antonio Express-News, September, 2000

²¹ *An Analysis of the Arrest Rate of Texas Concealed Carry Handgun License Holders as Compared to the Arrest Rate of the Entire Texas Population*, William E. Sturdevant, PE, September 11, 1999

²² Nina Butts, Texans Against Gun Violence, Dallas Morning News, August 10, 2000

²³ John Holmes, Harris County [Houston, TX] District Attorney, *In Session: Handgun Law's First Year Belies Fears of 'Blood in the Streets,'* Texas Lawyer, December 9, 1996

²⁴ *Concealed Weapons/Firearms License Statistical Report*, Florida Department of State, 1998 – Florida Game and Fresh Water Fish Commission, December 1998

²⁵ State-by-state tally from licensing records conducted by Crime Prevention Research Center

Myth: Concealed guns in bars will cause violence

Fact: In Virginia, in the first year where CCW holders were allowed to carry in bars, the number of major crimes involving firearms at bars and restaurants statewide declined 5.2%. The crimes that occurred during the law's first year were relatively minor.²⁶

Myth: Texas CCW holders are arrested 66% more often

Fact: The Violence Policy Center "study" only includes arrests, not convictions.

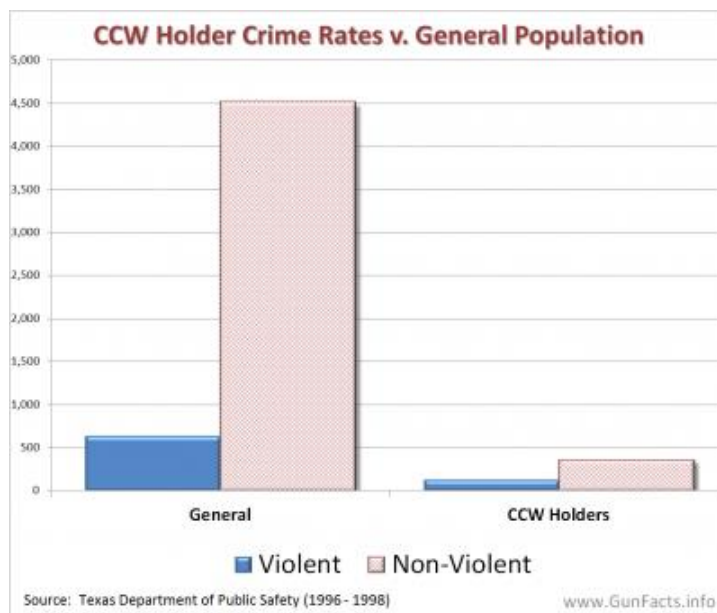
Fact: Many of these arrests in this premature VPC "study" came in the early years of Texas CCWs when the law was not understood by most of the law enforcement community or prosecutors.

Fact: Most arrests cited are not any form of violent crime (includes bounced checks or tax delinquency).²⁷

Fact: Compared to the entire population, Texas CCW holders are about 7.6 times less likely to be arrested for a violent crime.²⁸ Breakdown as follows:

- 214,000 CCW holders²⁹
- 526 (0.2%) felony arrests of CCW holders that have been adjudicated
- 100 (0.05%) felony convictions

Fact: A different study concludes that the four-year violent crime arrest rate for CCW holders is 128 per 100,000. For the general population, it is 710 per 100,000. In other words, CCW holders are 5.5 times less likely to commit a violent crime.³⁰



²⁶ *Gun Crimes Drop at Virginia Bars And Restaurants*, Richmond Times-Dispatch, August 14, 2011, reporting data from the Virginia State Police

²⁷ *Basis For Revocation Or Suspension Of Texas Concealed*, Texas Department of Public Safety, December 1, 1998

²⁸ Texas Department of Corrections data, 1996-2000, compiled by the Texas State Rifle Association, www.tsra.com[/ref] The

²⁹ These are year 2000 records. As of 2014, the number of Texas concealed carry license holders was 825,957.

³⁰ *An Analysis Of The Arrest Rate Of Texas Concealed Handgun License Holders As Compared To The Arrest Rate Of The Entire Texas Population*, William E. Sturdevant, PE, September 11, 1999

Fact: "I lobbied against the law in 1993 and 1995 because I thought it would lead to wholesale armed conflict. That hasn't happened. All the horror stories I thought would come to pass didn't happen. No bogeyman. I think it's worked out well, and that says good things about the citizens who have permits. I'm a convert."³¹

Fact: "It has impressed me how remarkably responsible the permit holders have been."³²

Myth: People do not need concealable weapons

Fact: In 80% of gun defenses, the defender used a concealable handgun. A quarter of the gun defenses occurred in places away from the defender's home.³³

Fact: 77% of all violent crime occurs in public places.³⁴ This makes concealed carry necessary for almost all self-defense needs. But due to onerous laws forbidding concealed carry, only 26.8% of defensive gun uses occurred away from home.³⁵

Fact: Often, small weapons that are capable of being concealed are the only ones usable by people of small stature or with physical disabilities.

Fact: The average citizen doesn't need a Sport Utility Vehicle, but driving one is arguably safer than driving other vehicles. Similarly, carrying a concealable gun makes the owner — and his or her community — safer by providing protection not otherwise available.

Fact: 56% of Americans say more concealed weapons would make the country safer.³⁶ [Millions of Americans have concealed carry permits](#), and this doesn't include people who carry in states that do not require permits.

Myth: CCWs will lead to mass public shootings

Fact: Multiple victim public shootings drop in states that pass shall-issue CCW legislation.³⁷

Fact: Of all the alternatives to preventing mass public shootings, police officers believe that civilian concealed carry is the most effective. "³⁸

³¹ Glenn White, President of the Dallas Police Association, Dallas Morning News, December 23, 1997

³² Colonel James Wilson, Director Texas Department of Public Safety, Dallas Morning News, June 11, 1996

³³ *Armed Resistance to Crime: The Prevalence and Nature of Self-Defense with a Gun*, by Gary Kleck and Marc Gertz, in *The Journal of Criminal Law & Criminology*, Northwestern University School of Law, Volume 86, Number 1, Fall, 1995

³⁴ *Criminal Victimization in the United States*, U.S. Bureau of Justice Statistics, 1993

³⁵ Kleck and Gertz, National Self Defense Survey, 1995

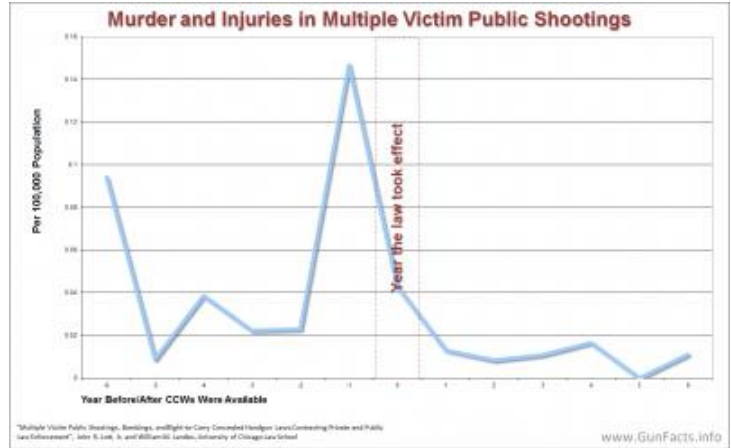
³⁶ *Majority Say More Concealed Weapons Would Make U.S. Safer*, Gallup Poll, October, 2015

³⁷ *Multiple Victim Public Shootings, Bombings, and Right-to-Carry Concealed Handgun Laws: Contrasting Private and Public Law Enforcement*, Lott John R., Landes William M.; University of Chicago — Covers years 1977 to 1995

³⁸ *Gun Policy & Law Enforcement*, PoliceOne, March 2013

Fact: CCW holders have prevented or curtailed mass public shootings – Pearl, Mississippi (Pearl Junior High School), Edinboro, Pennsylvania (Parker Middle School), Winnemucca, Nevada (Players Bar and Grill), and Colorado Springs, Colorado (New Life Church).

Myth: Police and prosecutors are against concealed carrying by citizens



Fact: In a survey of 15,000 officers, 91% said concealed carry should be permitted citizens "without question and without further restrictions."³⁹

Fact: 66% of police chiefs believe that citizens carrying concealed firearms reduce rates of violent crime.⁴⁰

Fact: "All the horror stories I thought would come to pass didn't happen ...I think it's worked out well, and that says good things about the citizens who have permits. I'm a convert."⁴¹

Fact: "I ... [felt] that such legislation present[ed] a clear and present danger to law-abiding citizens by placing more handguns on our streets. Boy was I wrong. Our experience in Harris County, and indeed statewide, has proven my fears absolutely groundless."⁴²

Fact: "Virginia has not turned into Dodge City. We have not seen a problem."⁴³

Fact: "The concerns I had – with more guns on the street, folks may be more apt to square off against one another with weapons – we haven't experienced that."⁴⁴

Fact: "... to the best of my knowledge, we have not had an issue. I had expected there would be a lot more problems ... But it has actually worked out."⁴⁵

Fact: "Coming from California [where he was on the Los Angeles police force for 28 years], where it takes an act of Congress to get a concealed weapon permit, I got to Maine, where they

³⁹ *Gun Policy & Law Enforcement*, PoliceOne, arch 2013

⁴⁰ National Association of Chiefs of Police, 17th Annual National Survey of Police Chiefs & Sheriffs, 2005

⁴¹ Glenn White, president, Dallas Police Association, Dallas Morning News, December 23, 1997

⁴² John B. Holmes, Harris County Texas district attorney, Dallas Morning News, December 23, 1997

⁴³ Jerry Kilgore, Virginia Public Safety Secretary, Fredricksburg Freelance Star, February 2, 1996

⁴⁴ Chief Dennis Nowicki, Charlotte-Mecklenburg North Carolina Police, News and Observer, November 24, 1997

⁴⁵ Lt. William Burgess of the Calhoun County (Michigan) Sheriff Department, Battle Creek Enquirer, January 28, 2005

give out lots of carrying concealed weapon permits, and I had a stack of CCW permits I was denying; that was my orientation. I changed my orientation real quick. Maine is one of the safest places in America. Clearly, suspects knew that good Americans were armed."⁴⁶

Fact: Explain this to the Law Enforcement Alliance of America, the Second Amendment Police Department, and the Law Enforcement for the Preservation of the Second Amendment, all of whom support shall-issue concealed carry laws.

⁴⁶ Detroit Police Chief James Craig, *Detroit police chief: Legal gun owners can deter crime*, The Detroit News, January 3, 2014

Assault Weapons

"Assault weapon" is an invented term. In the firearm lexicon, there is no such thing as an "assault weapon."⁴⁷ The closest relative is the "assault rifle," which is a machine gun or "select fire" rifle that shoots rifle cartridges.⁴⁸ In most cases, "assault weapons" are functionally identical though less powerful than hunting rifles, but they are *cosmetically* similar to military guns.

Myth: Assault weapons are a serious problem in the U.S.

Fact: In 1994, before the Federal "assault weapons ban," you were eleven (11) times more likely to be beaten to death than to be killed by an "assault weapon."⁴⁹

Fact: In the first 7 years since the ban was lifted, murders declined 43%, violent crime 43%, rapes 27% and robberies 49%.⁵⁰

Fact: Nationally, "assault weapons" were used in 1.4% of crimes involving firearms and 0.25% of all violent crime before the enactment of any national or state "assault weapons" ban. In many major urban areas (San Antonio, Mobile, Nashville, etc.) and some entire states (Maryland, New Jersey, etc.) the rate is less than 0.1%.⁵¹

Fact: Even weapons misclassified as "assault weapons" (common in the former Federal and California "assault weapons" confiscations) are used in less than 1% of all homicides.⁵²

Fact: Only 1.4% of recovered crime weapons are models covered under the 1994 "assault weapons" ban.⁵³

⁴⁷ It is worth noting that there are numerous different 'legal' definitions of "assault weapons". A report from the Legal Community Against Violence showed no fewer than eight jurisdictions, anywhere from 19 to 75 banned firearms, six differing generic classification schemes and several legal systems for banning more firearms without specific legislative action. In other words, an "assault weapon" is whatever a politician deems it to be.

⁴⁸ *Small Arms Identification and Operations Guide, U.S. Department of Defense*. The exact statement from their manual is "short, compact, **select-fire** weapons that fires a cartridge intermediate in power between submachine gun and rifle cartridges."

⁴⁹ Based on death rates reported by CDC and FBI Uniform Crime Statistics and estimating from state-level reporting on the percent of crimes involving types of firearms

⁵⁰ FBI Uniform Crime Statistics, Uniform Crime Reporting Statistics - UCR Data Online, 1995-2012

⁵¹ *Targeting Guns*, Gary Kleck, Aldine Transaction, 1997, compilation of 48 metropolitan police departments from 1980-1994

⁵² Based on state-level reporting from various states in 1993 during debates concerning the bill.

⁵³ From statewide recovery report from Connecticut (1988-1993) and Pennsylvania (1989-1994)

Fact: In Virginia, no surveyed inmates had carried an "assault weapon" during the commission of their last crime, despite 20% admitting that they had previously owned such weapons.⁵⁴

Fact: Police reports show that "assault weapons" are a non-problem: For California:

- **Los Angeles:** In 1998, of 538 documented gun incidents, only one (0.2%) involved an "assault weapon."
- **San Francisco:** In 1998, only 2.2% of confiscated weapons were "assault weapons."
- **San Diego:** Between 1988 and 1990, only 0.3% of confiscated weapons were "assault weapons."
- "I surveyed the firearms used in violent crimes...assault-type firearms were the least of our worries."⁵⁵

For the rest of the nation:

- Between 1980 and 1994, only 2% of confiscated guns were "assault weapons."⁵⁶
- Fewer than 2% of criminals that commit violent crimes used "assault weapons."⁵⁷

Fact: Most "assault weapons" have no more firepower or killing capacity than the average hunting rifle and "play a small role in overall violent crime."⁵⁸

Fact: Even the government agrees. "... the weapons banned by this legislation [1994 Federal Assault Weapons ban - since repealed] were used only rarely in gun crimes."⁵⁹

Myth: Assault weapons are used in mass public shootings

Fact: A decade long study, covering 84 mass public shootings, found that pistols were used 60% of the time. Rifles were used 27%.⁶⁰ But that is *all* types of rifles, and so-called "assault weapons" (such as the AR-15 or civilian versions of the AK-47) are a subset of these.

⁵⁴ Criminal Justice Research Center, Department of Criminal Justice Services, 1994

⁵⁵ S.C. Helsley, Assistant Director DOJ Investigation and Enforcement Branch, California, October 31, 1988

⁵⁶ *Targeting Guns*, Gary Kleck, Aldine Transaction, 1997, compilation of 48 metropolitan police departments from 1980-1994

⁵⁷ *Targeting Guns*, Gary Kleck, Aldine Transaction, 1997, calculated from Bureau of Justice Statistics, assault weapon recovery rates

⁵⁸ *House Panel Issue: Can Gun Ban Work*, New York Times. April 7, 1989. P. A-15, quoting Philip McGuire, Handgun Control, Inc.,

⁵⁹ *Impacts of the 1994 Assault Weapons Ban: 1994-96*, National Institute of Justice, March 1999

⁶⁰ *United States Active Shooter Events from 2000 to 2010: Training and Equipment Implications*, Advanced Law Enforcement Rapid Response Training (ALERRT), Texas State University, 2013

Myth: Every 48 hours, an assault rifle is traced to crime in Maryland

Fact: This claim by Cease Fire Maryland includes firearms never used in crimes. Some examples of firearms traced include:

- 47 firearms found at a private residence of a person who passed-away from natural causes, and which were never used in any crime.
- Firearms temporarily taken from owners under court Emergency Evaluation Petitions (the firearms were not used in crimes, but the judge wanted them confiscated until other issues are resolved).

Fact: This claim lacks perspective. During the same time period, there were 163,101 violent crimes reported in Maryland. Even if the Cease Fire Maryland data was correct, they have connected assault rifles to just 0.4% of violent crimes during the same period.

Myth: One out of five police officers killed are killed with assault weapons⁶¹

Fact: This "study" included firearms not on the former Federal "assault weapons" list. By including various legal firearms⁶² the report inflated the statistics nearly 100%.

Fact: Only 1% of police officers murdered were killed using "assault weapons." They were twice as likely to be killed with their own handgun.⁶³

Fact: One 2006 federal government study found *zero* "assault weapons" were used to kill police officers.⁶⁴

Fact: Police don't think it is a major problem, with 91% saying an assault weapons ban would have either no effect or a negative effect on violent crime.⁶⁵

⁶¹ This claim was made by the anti-gun Violence Policy Center in their 2003 report titled *Officer Down*

⁶² The study included legal models of the SKS, Ruger Mini-14, and M1-Carbine, which were all in circulation before the federal "assault weapons" ban and which were excluded from the ban.

⁶³ *Law Enforcement Officers Killed and Assaulted*, FBI, 1994

⁶⁴ *Violent Encounters: A Study of Felonious Assaults on Our Nation's Law Enforcement Officers*, U.S. Department of Justice, August 2006

⁶⁵ *Gun Policy & Law Enforcement*, PoliceOne, March 2013

Myth: Assault weapons are favored by criminals

Fact: Only 6% of criminals use anything that is classified (even incorrectly) as an "assault weapon,"⁶⁶ and fewer than 2.5% of criminal claimed to use these firearms when committing crimes.⁶⁷

Fact: Criminals are over five times more likely to carry single shot handguns as they are to carry "assault weapons."⁶⁸

Fact: "Assault rifles have never been an issue in law enforcement. I have been on this job for 25 years and I haven't seen a drug dealer carry one. They are not used in crimes, they are not used against police officers."⁶⁹

Fact: "Since police started keeping statistics, we now know that 'assault weapons' are/were used in an underwhelming 0.026 of 1% of crimes in New Jersey. This means that my officers are more likely to confront an escaped tiger from the local zoo than to confront an assault rifle in the hands of a drug-crazed killer on the streets."⁷⁰

Thoughts: "Assault weapons" are large and unwieldy. Even misclassified handguns tend to be bigger than practical for concealed carry. Criminals (who, incidentally, disregard concealed carry laws) are unlikely to carry "assault weapons" and instead carry handguns, which are more easily concealed.

Myth: Assault weapons can be easily converted to machine guns

Fact: Firearms that can be "readily converted" are already prohibited by law.⁷¹

Fact: None of the firearms on the list of banned weapons can be readily converted.⁷²

Fact: Only 0.15% of over 4,000 weapons confiscated in Los Angeles in one year were converted, and only 0.3% had any evidence of an attempt to convert.⁷³

⁶⁶ *Firearm Use by Offenders*, Bureau of Justice Statistics, November 2001

⁶⁷ *Firearm Use by Offenders*, Bureau of Justice Statistics, November 2001

⁶⁸ *Firearm Use by Offenders*, Bureau of Justice Statistics, November 2001

⁶⁹ Deputy Chief of Police Joseph Constance, Trenton, NJ, testimony - Senate Judiciary Committee in Aug 1993

⁷⁰ Deputy Chief of Police Joseph Constance, Trenton, NJ, testimony - Senate Judiciary Committee in Aug 1993

⁷¹ U.S. Code title 26, subtitle E, Chapter 53, subchapter B, part 1, section 5845

⁷² BATF test as reported in the New York Times, April 3, 1989

⁷³ Congressional testimony, Jimmy Trahin, Los Angeles Detective, Subcommittee on the Constitution of the Committee on the Judiciary, May 5, 1989, 101st Congress, 1st Session, Washington, DC, US Government Printing Office, May 5, 1989, p. 379

Myth: Assault weapons are used in 16% of homicides

Fact: This figure was concocted to promote an "assault weapons" bill in New York. Their classification scheme included most firearms sold in the U.S. since 1987 (centerfire rifles, shotguns holding more than six cartridges, and handguns holding more than 10 rounds). By misclassifying most firearms as "assault weapons," they expanded the scope of a non-problem.

Myth: The 1994 (former) Federal Assault Weapons Ban was effective

Fact: Murder rates were 19.3% higher when the Federal assault weapons ban was in force.⁷⁴

Fact: " ... we cannot clearly credit the ban with any of the nation's recent drop in gun violence."⁷⁵

Fact: The ban covered only 1.39% of the models of firearms on the market, so the ban's effectiveness is automatically limited.

Fact: "The ban has failed to reduce the average number of victims per gun murder incident or multiple gunshot wound victims."⁷⁶

Fact: "The public safety benefits of the 1994 ban have not yet been demonstrated."⁷⁷

Fact: "The ban triggered speculative price increases and ramped-up production of the banned firearms ... prior to the law's implementation,"⁷⁸ and thus increased the total supply over the following decade.

Fact: The Brady Campaign claims that "After the 1994 ban, there were 18% fewer 'assault weapons' traced to crime in the first eight months of 1995 than were traced in the same period in 1994." However, they failed to note (and these are mentioned in the NIJ study) that:

1. "Assault weapons" traces were minimal before the ban (due to their infrequent use in crimes), so an 18% change enters the realm of statistical irrelevancy.
2. Fewer "assault weapons" were available to criminals because collectors bought-up the available supply before the ban.

⁷⁴ *An examination of the effects of concealed weapons laws and assault weapons bans on state-level murder rates*, Applied Economics Letters, Vol 21, No. 4

⁷⁵ *An Updated Assessment of the Federal Assault Weapons Ban: Impacts on Gun Markets and Gun Violence, 1994-2003*, National Institute of Justice, June 2004

⁷⁶ *Impacts of the 1994 Assault Weapons Ban: 1994-96*, National Institute of Justice, March 1999

⁷⁷ *Impacts of the 1994 Assault Weapons Ban: 1994-96*, National Institute of Justice, March 1999

⁷⁸ *Impacts of the 1994 Assault Weapons Ban: 1994-96*, National Institute of Justice, March 1999

Myth: States need to ban assault weapons

Fact: State assault weapons bans "did not significantly affect murder rates" in a study covering 1980-2009.⁷⁹

Myth: Assault weapons have only one purpose, to kill large numbers of people

Fact: Of the millions of these firearms currently in civilian hands, they are routinely used for:

- Small game hunting (especially hog hunting in thick southern brush)
- Sports competitions such as "three gun shoots"
- Self-defense, both at home and during civil disorder situations such as the Rodney King riots in L.A. and Hurricane Katrina

Myth: Nobody needs an assault weapon

Fact: Their light weight and durability make them suitable for many types of hunting and are especially favored for wild boar hunting.

Fact: Their lighter recoil combined with light weight make them the preferred rifle with people of small stature or limited strength.

Fact: Recall the 1992 Rodney King riots in the anti-gun city of Los Angeles. Every major news network carried footage of Korean store owners sitting on the roofs of their stores, armed with "assault weapons."⁸⁰ Those were the stores that did *not* get burned to the ground, and those were the people that were *not* dragged into the street and beaten by rioters. "You can't get around the image of people shooting at people to protect their stores and it working. This is damaging to the [gun control] movement."⁸¹

Fact: There are many reasons people prefer to use these firearms:

- They are easy to operate
- They are very reliable in outdoor conditions (backpacking, hunting, etc.)
- They are accurate
- They are good for recreational and competitive target shooting
- They have value in many self-defense situations

Fact: There are many sports in which these firearms are required:

- Many hunters use these firearms (especially for wild boar hunting in the south)

⁷⁹ *An examination of the effects of concealed weapons laws and assault weapons bans on state-level murder rates*, Applied Economics Letters, Vol 21, No. 4

⁸⁰ Washington Post, May 2, 1992

⁸¹ Josh Sugarmann, executive director of the Violence Policy Center, Washington Post, May 18, 1993

- Three-gun target matches
- Camp Perry competitions, especially the Service Rifle events
- DCM/CMP competitions
- Bodyguard simulations

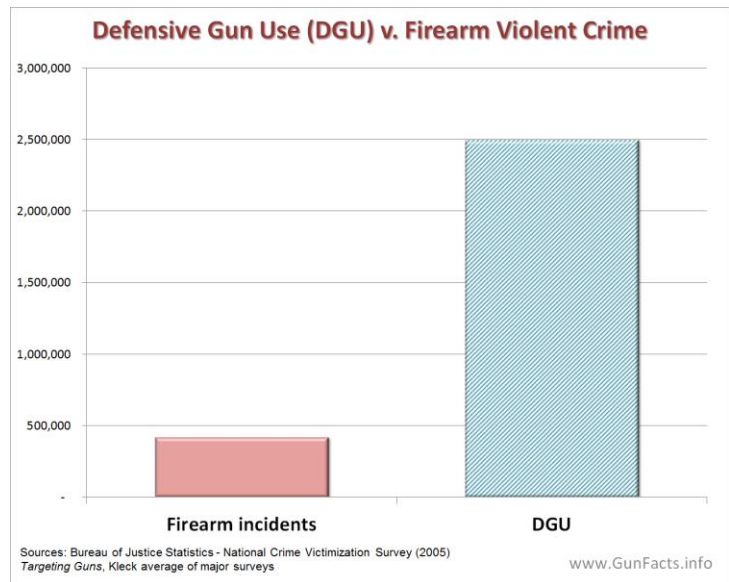
Fact: Ours is a Bill of Rights, not a Bill of Needs.

Guns and Crime Prevention

Myth: Private ownership of guns is not effective in preventing crime

Fact: Every year, people in the United States use guns to defend themselves against criminals an estimated 2,500,000 times – more than 6,500 people a day, or once every 13 seconds.⁸² Of these instances, 15.7% of the people using firearms defensively stated that they "almost certainly" saved their lives by doing so.

Fact: Even the government's estimate, which has a major methodology problem,⁸³ estimates people defend themselves 235,700 times each year with guns.⁸⁴



Fact: The number of times per year an American uses a firearm to deter a home invasion alone is 498,000.⁸⁵

Fact: In 83.5% (2,087,500) of these successful gun defenses, the attacker either threatened or used force first, proving that guns are very well suited for self-defense.

Fact: The rate of defensive gun use (DGU) is six times that of criminal gun use.⁸⁶

Fact: Of the 2,500,000 times citizens use guns to defend themselves, 92% merely brandish their gun or fire a warning shot to scare off their attackers.⁸⁷

⁸² *Journal of Criminal Law and Criminology*, Kleck and Gertz, Fall 1995

⁸³ This ongoing victimization survey involved people from the government personally interviewing victims in person. Some criminologists believe this induces self-reporting biases (e.g., people don't like to tell the government they own a gun). Thus, this low number from the National Crime Victimization Survey is considered to be an outlier and not reliable.

⁸⁴ *Firearm Violence, 1993-2011*, Bureau of Justice Statistics, May 2013

⁸⁵ *Estimating intruder-related firearm retrievals in U.S. households, 1994*. Robin M. Ikeda, *Violence and Victims*, Winter 1997

⁸⁶ Crime statistics: Bureau of Justice Statistics - *National Crime Victimization Survey (2005)*. DGU statistics: *Targeting Guns*, Kleck (average of 15 major surveys where DGUs were reported)

⁸⁷ *Targeting Guns*, Gary Kleck, Aldine de Gruyter, 1997, from the National Self-Defense Survey

Fact: In most of the remaining 8% of defensive gun uses, a citizen never wounds his or her attacker (they fire warning shots), and in less than one in a thousand instances is the attacker killed.⁸⁸

Fact: In one local review of firearm homicide, more than 12% were civilian legal defensive homicides.⁸⁹

Fact: For every accidental death (802), suicide (16,869) or homicide (11,348)⁹⁰ with a firearm (29,019), 13 lives (390,000)⁹¹ are preserved through defensive use.

Fact: When using guns in self-defense, 91.1% of the time, not a single shot is fired.⁹²

Fact: After the implementation of Canada's 1977 gun controls prohibiting handgun possession for protection, the “breaking and entering” crime rate rose 25%, surpassing the American rate.⁹³

Myth: Only police should have guns

Fact: “Most criminals are more worried about meeting an armed victim than they are about running into the police.”⁹⁴

Fact: For kids in schools, police end such attacks only 27% of the time.⁹⁵

Fact: 11% of police shootings kill an innocent person — about 2% of shootings by citizens kill an innocent person.⁹⁶

Fact: Police have trouble keeping their own guns. Hundreds of firearms are missing from the FBI and 449 of them have been involved in crimes.⁹⁷

Fact: People who saw the helplessness of the L.A. Police Department during the 1992 King Riots or the looting and violence in New Orleans after hurricane Katrina know that citizens need guns to defend themselves.

⁸⁸ *Targeting Guns*, Gary Kleck, Aldine de Gruyter, 1997, from the National Self-Defense Survey

⁸⁹ *Death by Gun: One Year Later*, Time Magazine, May 14, 1990

⁹⁰ *Unintentional Firearm Deaths, 2001*, U.S. Centers for Disease Control and Prevention, National Center for Injury Prevention and Control

⁹¹ *Targeting Guns*, Gary Kleck, Aldine de Gruyter, 1997

⁹² *National Crime Victimization Survey*, 2000

⁹³ *Residential Burglary: A Comparison of the United States, Canada and England and Wales*, Pat Mayhew, National Institute of Justice., Wash., D.C., 1987

⁹⁴ *Armed and Considered Dangerous: A Survey of Felons and Their Firearms*, Wright and Rossi, 1986

⁹⁵ *Implications for the Prevention of School Attacks*, United States Secret Service and United States Department of Education, 2002

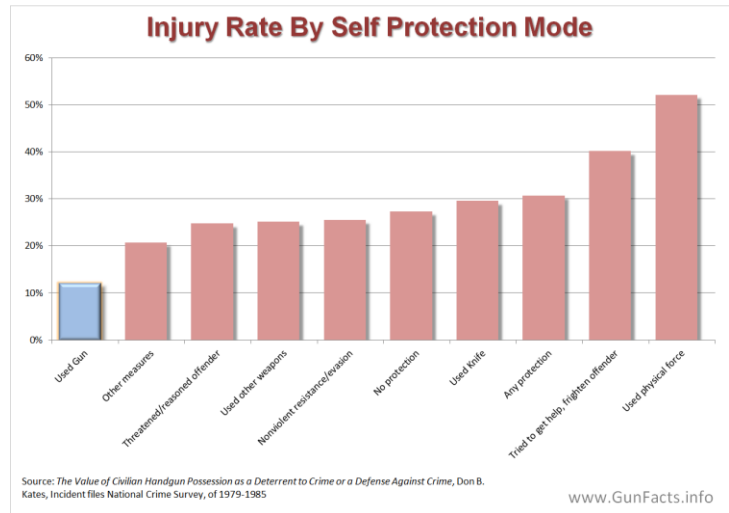
⁹⁶ *Shall issue: the new wave of concealed handgun permit laws*, Clayton Cramer, David Kopel, Independence Institute Issue Paper. October 17, 1994

⁹⁷ ABC News, July 17, 2001

Fact: "In actual shootings, citizens do far better than law enforcement on hit potential. They hit their targets and they don't hit other people. I wish I could say the same for cops. We train more, they do better."⁹⁸

Myth: You are more likely to be injured or killed using a gun for self-defense

Fact: You are far more likely to survive violent assault if you defend yourself with a gun.⁹⁹



Myth: Guns are not effective in preventing crime against women

Fact: Of the 2,500,000 annual self-defense cases using guns, more than 7.7% (192,500) are by women defending themselves against sexual abuse.

Fact: When a woman was armed with a gun or knife, only 3% of rape attacks were completed, compared to 32% when the woman was unarmed.¹⁰⁰

Fact: The probability of serious injury from an attack is 2.5 times greater for women offering no resistance than for women resisting with guns. Men also benefit from using guns, but the benefits are smaller: Men are 1.4 times more likely to receive a serious injury.¹⁰¹

Reported Rape Rates 1995–2003 (per 100,000 population)			
	1995	2003	% Change
Australia	72.5	91.7	+26.5
United Kingdom	43.3	69.2	+59.8
United States	37.1	32.1	-13.5

Fact: 28.5% of women have one or more guns in the house.¹⁰²

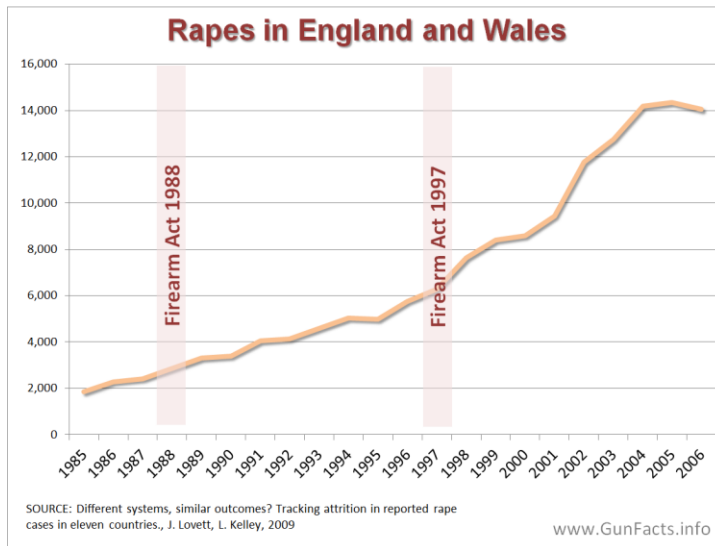
⁹⁸ Sheriff Greg White, Cole County, Missouri, *Guns to be allowed on campus?*, KRCG News, July 31, 2009
⁹⁹ *The Value of Civilian Handgun Possession as a Deterrent to Crime or a Defense Against Crime*, Don B. Kates, 1991 American Journal of Criminal Law
¹⁰⁰ *Law Enforcement Assistance Administration, Rape Victimization in 26 American Cities*, U.S. Department of Justice, 1979
¹⁰¹ *National Crime Victimization Survey*, Department of Justice
¹⁰² *2001 National Gun Policy Survey of the National Opinion Research Center: Research Findings*, Smith, T, National Opinion Research Center, University of Chicago, December 2001.

Fact: 41.7% of women either own or have convenient access to guns.¹⁰³

Fact: In 1966, the city of Orlando responded to a wave of sexual assaults by offering firearms training classes to women. Rapes dropped by nearly 90% the following year.

Fact: Firearm availability appears to be particularly useful in avoiding rape. The United Kingdom virtually banned handgun ownership. During the same period handgun ownership in the United States steadily rose. Yet the rate of rape decreased in the United States and skyrocketed in the other countries, as shown in the table.

Fact: More Americans believe having a gun in the home makes them safer. This belief grows every year the survey is taken.¹⁰⁴



Fact: Arthur Kellerman, a researcher whose work is often cited by gun control groups, said "If you've got to resist, your chances of being hurt are less the more lethal your weapon. If that were my wife, would I want her to have a .38 Special in her hand? Yeah."¹⁰⁵

¹⁰³ 2001 National Gun Policy Survey of the National Opinion Research Center: Research Findings, Smith, T, National Opinion Research Center, University of Chicago, December 2001.

¹⁰⁴ Americans by Slight Margin Say Gun in the Home Makes It Safer, Gallup Poll, October 20, 2006

¹⁰⁵ Gun Crazy, S.F. Examiner, April 3, 1994

Crime and Guns

Basic to the debates on gun control is the fact that most violent crime is committed by repeat offenders. Dealing with recidivism is key to solving violence.

- 71% of gunshot victims had previous arrest records.
- 64% had been convicted of a crime.
- Each had an average of 11 prior arrests.^{106,107}
- 63% of *victims* had criminal histories and 73% of that group knew their assailant (twice as often as victims without criminal histories).¹⁰⁸
- 74% of homicides during the commission of a felony involve guns.¹⁰⁹

Most gun violence is between criminals. This should be the public policy focus.

Myth: Criminals buy guns at gun stores and gun shows

Fact: One study¹¹⁰ of adult offenders living in Chicago or nearby determined that criminals obtain most of their guns through their social network and personal connections. Rarely is the proximate source either direct purchase from a gun store, or even theft. This agrees with other, broader studies of incarcerated felons.

Fact: Another city-wide study,¹¹¹ this one in Pittsburgh, showed that 80% of people illegally carrying guns were prohibited from possessing guns, and that a minimum of 30% of the guns were stolen.

Fact: Other common arrangements include sharing guns and holding guns for others.¹¹²

Myth: Guns are not a good deterrent to crime

Fact: Every year 400,000 life-threatening violent crimes are prevented using firearms.

¹⁰⁶ Richard Lumb, Paul Friday, City of Charlotte Gunshot Study, Department of Criminal Justice, 1994

¹⁰⁷ *Homicides and Non-Fatal Shootings: A Report on the First 6 Months Of 2009*, Milwaukee Homicide Review Commission, July 13, 2009

¹⁰⁸ *Firearm-related Injury Incidents in 1999 – Annual Report*, San Francisco Department of Public Health and San Francisco Injury Center, February 2002

¹⁰⁹ *Homicide Trends in the United States, 1980-2008*, Bureau of Justice Statistics, November 2011

¹¹⁰ *Sources of guns to dangerous people: What we learn by asking them*, Cook, Parker, Pollack, Preventive Medicine, Volume 79, October 2015

¹¹¹ *Gaps continue in firearm Surveillance: Evidence from a large U.S. city Bureau of Police*, Fabio, Duell, Creppage, O'Donnell and Laporte, Social Medicine, Vol 1, 2016

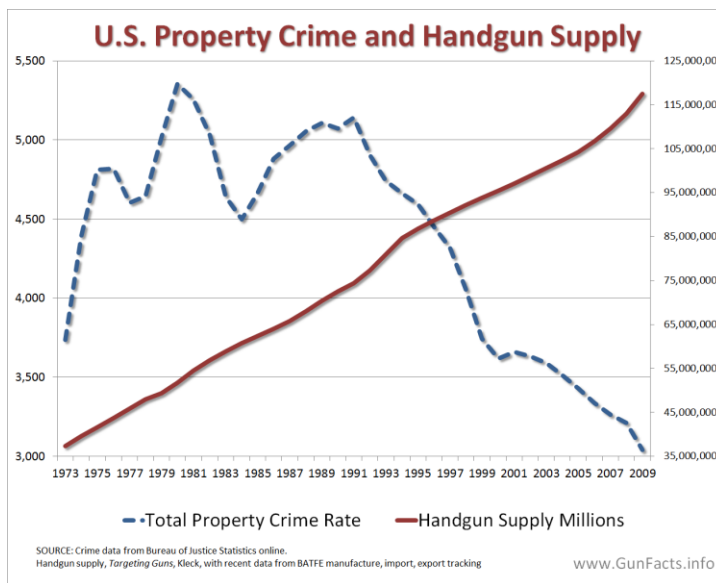
¹¹² *Sources of guns to dangerous people: What we learn by asking them*, Cook, Parker, Pollack, Preventive Medicine, Volume 79, October 2015

Fact: 60% of convicted felons admitted that they avoided committing crimes when they knew the victim was armed. 40% of convicted felons admitted that they avoided committing crimes when they thought the victim might be armed.¹¹³

Fact: Guns prevent an estimated 2.5 million crimes a year or 6,849 every day.¹¹⁴ Most often, the gun is never fired and no blood (including the criminal's) is shed.

Fact: Property-crime rates are dropping (especially burglaries). The chart shows the legal handgun supply in America (mainly in civilian hands) relative to the property-crime rate.¹¹⁵

Fact: Felons report that they avoid entering houses where people are at home because they fear being shot.¹¹⁶



Fact: 59% of the burglaries in Britain, which has tough gun control laws, are “hot burglaries”¹¹⁷ which are burglaries committed while the home is occupied by the owner/renter. By contrast, the U.S., with more lenient gun control laws, has a “hot burglary” rate of only 13%.¹¹⁸

Fact: Washington DC has essentially banned gun ownership since 1976¹¹⁹ and has a murder rate of 56.9 per 100,000. Across the river in Arlington, Virginia, gun ownership is less restricted. There, the murder rate is just 1.6 per 100,000, less than three percent of the Washington, DC rate.¹²⁰

Fact: 26% of all retail businesses report keeping a gun on the premises for crime control.¹²¹

¹¹³ *Armed and Considered Dangerous: A Survey of Felons and Their Firearms*, James Wright and Peter Rossi, Aldine, 1986

¹¹⁴ *Targeting Guns*, Dr. Gary Kleck, Criminologist, Florida State University, Aldine, 1997

¹¹⁵ *National Crime Victimization Survey, 2000*, Bureau of Justice Statistics, BATF estimates on handgun supply

¹¹⁶ *Armed and Considered Dangerous: A Survey of Felons and Their Firearms*, James Wright and Peter Rossi, Aldine, 1986

¹¹⁷ A “hot burglary” is when the burglar enters a home while the residents are there

¹¹⁸ Dr. Gary Kleck, Criminologist, Florida State University (1997) and Kopel (1992 and 1999)

¹¹⁹ The Supreme Court invalidated the D.C. handgun ban in the Heller case (2008), but the city has made obtaining a handgun very difficult via local legislation

¹²⁰ *Crime in the United States*, FBI, 1998

¹²¹ *Crime Against Small Business*, U.S. Small Business Administration, Senate Document No. 91-14, 1969

Fact: In 1982, Kennesaw, GA, passed a law requiring heads of households to keep at least one firearm in the house. The residential burglary rate dropped 89% the following year.¹²²

Fact: A survey of felons revealed the following:¹²³

- 74% of felons agreed that, "One reason burglars avoid houses when people are at home is that they fear being shot during the crime."
- 57% of felons polled agreed, "Criminals are more worried about meeting an armed victim than they are about running into the police."

Myth: Private guns are used to commit violent crimes

Fact: 90% of all violent crimes in the U.S. do not involve firearms of any type.¹²⁴

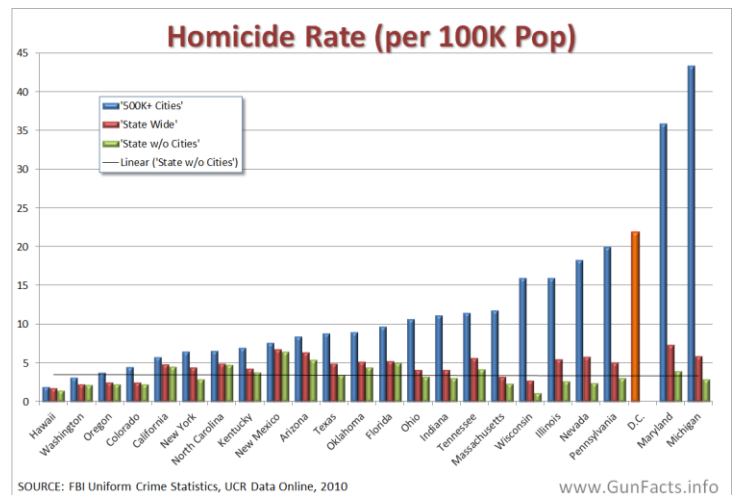
Fact: Even in crimes where the offender possessed a gun during the commission of the crime, 83% did not use or threaten to use the gun.¹²⁵

Fact: Fewer than 1% of firearms will ever be used in the commission of a crime.¹²⁶

Fact: Two-thirds of the people who die each year from gunfire are criminals being shot by other criminals.¹²⁷

Fact: Cincinnati's review of their gang problem revealed that 74% of homicides were committed by less than 1% of the population.¹²⁸

Fact: 92% of gang murders are committed with guns.¹²⁹ Gangs are responsible for between 48% and 90% of all violent crimes.¹³⁰



¹²² *Crime Control Through the Private Use of Armed Force*, Dr. Gary Kleck, Social Problems, February 1988

¹²³ *The Armed Criminal in America: A Survey of Incarcerated Felons*, U.S. Bureau of Justice Statistics Federal Firearms Offenders study, 1997: National Institute of Justice, Research Report, July 1985, Department of Justice

¹²⁴ Bureau of Alcohol, Tobacco and Firearms, 1998

¹²⁵ National Crime Victimization Survey, 1994, Bureau of Justice Statistics

¹²⁶ FBI Uniform Crime Statistics, 1994

¹²⁷ FBI Uniform Crime Statistics, 1994

¹²⁸ *Implementation of the Cincinnati Initiative to Reduce Violence (CIRV)*, University of Cincinnati Policing Institute, 2008

¹²⁹ *Homicide trends in the United States*, Bureau of Justice Statistics, November 2011

¹³⁰ *2011 National Gang Threat Assessment*, FBI, September 2011

Fact: Most gun crimes are gang related, and as such are big-city issues. In fact, if mayors in larger cities were more diligent about controlling gang warfare, state and nationwide gun violence rates would fall dramatically.

Myth: 40% of Americans have been or personally know a gun violence victim

Fact: This data was from an unpublished survey conducted by a political research organization. Their own footnote reads “Greenberg Quinlan Rosner Research for the New Venture Fund (Aug. 2011). Note: this is not publicly available data.”¹³¹

Myth: Interstate transportation of guns defeats local gun control

Fact: The BATF reports that the average age of a traced gun is 11 years¹³², meaning that most guns moving from state to state were transported when legal owners moved.

Fact: Fewer than 5% of traced guns in California, many of which were not crime guns, came from neighboring Nevada and Arizona.¹³³

Myth: High-capacity, semi-automatics are preferred by criminals

Fact: The use of semi-automatic handguns in crimes is slightly lower than the ratio of semi-automatic handguns owned by private citizens. Any increase in style and capacity simply reflects the overall supply of the various types of firearms.¹³⁴

Myth: Banning “Saturday Night Specials” reduces crime

Fact: This was the conclusion of the Johns Hopkins University Center for Gun Policy and Research – and it is wrong. They studied firearm homicide rates from Maryland after passage of a "Saturday Night Special" ban in 1998. It seems the firearm homicide rate has not subsided and remained between 68-94% higher than the national average through 2008.¹³⁵

Fact: Even banning guns does not slow down criminals. In the U.K., where private ownership of firearms is practically forbidden, criminals have and use guns regularly, and even build their own.

¹³¹ *Preventing Gun Violence Through Effective Messaging*, OMP, KNP Communications, 2012

¹³² BATF report #133664, California Tracing Reports for 2012

¹³³ BATF report #133664, California Tracing Reports for 2012

¹³⁴ *Targeting Guns*, Dr. Gary Kleck, Criminologist, Florida State University, Aldine, 1997

¹³⁵ *Injury Mortality Reports 1999-2008*, Center for Disease Control, online database

One enterprising fellow converted 170 starter pistols to functioning firearms and sold them to gangs. Hundreds of such underground gun factories have been established, contributing to a 35% jump in gun violence.¹³⁶

Myth: Criminals prefer “Saturday Night Specials”¹³⁷

Fact: “Saturday Night Specials” were used in fewer than 3% of crimes involving guns.¹³⁸

Fact: Fewer than 2% of all “Saturday Night Specials” made are used in crimes.

Fact: “What was available was the overriding factor in weapon choice [by criminals].”¹³⁹

Myth: Gun shows are supermarkets for criminals

Fact: Only 0.7% of convicts bought their firearms at gun shows. 39.2% obtained them from illegal street dealers.¹⁴⁰

Fact: Fewer than 1% of “crime guns” were obtained at gun shows.¹⁴¹ This is a reduction from a 1997 study that found 2% of guns used in criminal offenses were purchased at gun shows.¹⁴²

Fact: The FBI concluded in one study that no firearms acquired at gun shows were used to kill police. “In contrast to media myth, none of the firearms in the study were obtained from gun shows.”¹⁴³

Fact: Only 5% of metropolitan police departments believe gun shows are a problem.¹⁴⁴

Fact: Only 3.5% of youthful offenders reported that they obtained their last handgun at a gun show.¹⁴⁵

¹³⁶ *Gun crime spreads 'like a cancer' across Britain*, The Guardian, Oct 5, 2003

¹³⁷ “Saturday Night Special” is a term, with racist origin, describing an inexpensive firearm. Part of the origin of the term came from “suicide special”, describing an inexpensive handgun purchased specifically for committing suicide. The racist origins are too detestable to repeat here.

¹³⁸ FBI Uniform Crime Statistics, 1994

¹³⁹ *Violent Encounters: A Study of Felonious Assaults on Our Nation's Law Enforcement Officers*, U.S. Department of Justice, August 2006

¹⁴⁰ *Firearm Use by Offenders*, Bureau of Justice Statistics, February 2002

¹⁴¹ *Violent Encounters: A Study of Felonious Assaults on Our Nation's Law Enforcement Officers*, U.S. Department of Justice, August 2006

¹⁴² *Homicide in Eight U.S. Cities*, National Institute of Justice, December 1997

¹⁴³ *Violent Encounters: A Study of Felonious Assaults on Our Nation's Law Enforcement Officers*, U.S. Department of Justice, August 2006

¹⁴⁴ *On the Front Line: Making Gun Interdiction Work*, Center to Prevent Handgun Violence, February 1998, survey of 37 police departments in large cities

¹⁴⁵ *Patterns in Gun Acquisition and Use by Youthful Offenders in Michigan*, Timothy S. Bynum, Todd G. Beitzel, Tracy A. O'Connell & Sean P. Varano, 1999

Fact: 93% of guns used in crimes are obtained illegally (i.e., not at gun stores or gun shows).¹⁴⁶

Fact: At most, 14% of all firearms traced in investigations were purchased at gun shows.¹⁴⁷ But this includes all firearms that the police traced, whether or not they were used in crimes, which overstates the acquisition rate.

Fact: Gun dealers are federally licensed. They are bound to stringent rules for sales that apply equally whether they are selling firearms from a storefront or a gun show.¹⁴⁸

Fact: Most crime guns are either bought off the street from illegal sources (39.2%) or through straw-man purchases by family members or friends (39.6%).¹⁴⁹

Myth: All four guns used at Columbine were bought at gun shows

Fact: Each of the guns was either bought through an intermediary or someone who knew they were going to underage buyers. In all cases there was a purposeful criminal activity occurring and the actors knew they were breaking the law.

Myth: 25-50% of the vendors at most gun shows are “unlicensed dealers”

Fact: There is no such thing as an “unlicensed dealer,” except for people who buy and sell antique — curio — firearms as a hobby (not a business).

Fact: This 25-50% figure can only be achieved if you include those dealers *not selling guns* at these shows. These non-gun dealers include knife makers, ammunition dealers, accessories dealers, military artifact traders, clothing vendors, bumper-sticker sellers, and hobbyists. In short, 50% of the vendors at shows are not selling firearms at all!

Myth: Regulation of gun shows would reduce “straw sales”

Fact: The main study that makes this claim had no scientific means for determining what sales at the show were “straw sales.” Behaviors that Dr. Wintemute cited as “clear evidence” of a straw purchase were observational only and were more likely instances of more experienced

¹⁴⁶ BATF, 1999

¹⁴⁷ BATF, June 2000, covers only July 1996 through December 1998

¹⁴⁸ BATF, 2000

¹⁴⁹ *Firearm use by Offenders*, Bureau of Justice Statistics, November 2001

acquaintances helping in a purchase decision. No attempts were made to verify that the sales in question were straw sales.¹⁵⁰

Myth: Prison isn't the answer to crime control

Fact: Why does crime rise when criminals are released from prison early? Because they are likely to commit more crimes. 67.5% were re-arrested for new felonies or serious misdemeanors within three years. Extrapolating, those released felons killed another 2,282 people.¹⁵¹

Fact: 45% of state prisoners were, at the time they committed their offense, under conditional supervision in the community – either on probation or on parole.¹⁵² Keeping violent convicts in prison would reduce violent crimes.

Fact: Homicide convicts serve a little more than half of their original sentences.¹⁵³ Given that men tend to be less prone to violent behavior as they age,¹⁵⁴ holding them for their full sentences would probably reduce violence significantly.

Fact: Los Angeles County saw repeat offender and re-arrest rates soar after authorities closed jails and released prisoners early. In less than three years, early release of prisoners in LA resulted in:¹⁵⁵

- 15,775 rearrested convicts
- 1,443 assault charges¹⁵⁶
- 518 robbery charges
- 215 sex-offense charges
- 16 murder charges

Fact: In 1991, 13,200 homicides were committed by felons on parole or probation. For comparison sake, this is about half of the 1999 annual gun death totals (keep in mind that gun deaths fell from 1991 to 1999).

Myth: Waiting periods prevent rash crimes and reduce violent crime rates

Fact: The “time-to-crime” of a firearm is about 11 years, making it rare that a newly purchased firearm is used in a crime.¹⁵⁷

¹⁵⁰ *Gun shows across a multistate American gun market*, Dr. GJ Wintemute, *British Medical Journal*, 2007

¹⁵¹ *Reentry Trends in the U.S., Recidivism*, Department of Justice, 1999

¹⁵² US Bureau of Justice Statistics, 1991

¹⁵³ *Firearm Use by Offenders*, Bureau of Justice Statistics, November, 2001

¹⁵⁴ Homicide rates peak in the 18-24-year-old group, Bureau of Justice Statistics, online database

¹⁵⁵ *Releasing Inmates Early Has a Costly Human Toll*, Los Angeles Times, May 14, 2006

¹⁵⁶ Keep in mind these are just charges. Each arrested convict may have committed multiple crimes.

¹⁵⁷ Bureau of Alcohol, Tobacco and Firearms as reported by Time Magazine, July 12, 2002

Fact: The national five-day waiting period under the Brady Bill had no impact on murder or robbery. In fact, there was a slight increase in rape and aggravated assault, indicating no effective suppression of certain violent crimes. Thus, for two crime categories, a possible effect was to delay law-abiding citizens from getting a gun for protection. The risks were greatest for crimes against women.¹⁵⁸

Fact: Comparing homicide rates in 18 states that had waiting periods and background checks before the Brady Bill with rates in the 32 states that had no comparable laws, the difference in change of homicide rates was “insignificant”.¹⁵⁹

Myth: 86% of Americans, 82% of gun owners favor universal background checks

Fact: Those statistics came from a pair of surveys reported by gun control group Mayors Against Illegal Guns, who has been caught stacking survey responses by polling left-of-center mailing lists.

Myth: Gun makers are selling plastic guns that slip through metal detectors

Fact: There is no such thing as a ‘plastic gun’. This myth started in 1980¹⁶⁰ when Glock began marketing a handgun with a polymer frame, not the entire firearm. Most of a Glock is metal (83% by weight) and detectable in common metal and x-ray detectors. “[D]espite a relatively common impression to the contrary, there is no current non-metal firearm not reasonably detectable by present technology and methods in use at our airports today, nor to my knowledge, is anyone on the threshold of developing such a firearm.”¹⁶¹ Incidentally, Glocks are one of the favorite handguns of police departments *because it is lightweight, thanks to the polymer frame*.

Myth: Machine guns¹⁶² are favored by criminals

Fact: In the drug-ridden Miami of 1980, fewer than 1% of all gun homicides were with machine guns.¹⁶³

¹⁵⁸ Dr. John Lott Jr., University of Chicago School of Law, 1997

¹⁵⁹ Dr. Jens Ludwig, Dr. Philip J. Cook, Journal of the American Medical Association, August 2000

¹⁶⁰ Heckler and Koch made a polymer framed firearm earlier, in 1968, but the myth seems to have erupted after Glock began promoting theirs to police departments.

¹⁶¹ Billie Vincent, FAA Director of Civil Aviation Security, House Subcommittee on Crime, May 15, 1986

¹⁶² In this myth, “machine gun” represents “fully automatic” firearms, ones that fire bullets as long as the trigger is pulled

¹⁶³ Miami Herald, August 23, 1984, based on figures from Dr. Joseph Davis, Dade County medical examiner

Fact: None of over 2,220 firearms recovered from crime scenes by the Minneapolis police in 1987-89 were machine guns.¹⁶⁴

Fact: 0.7% of seized guns in Detroit in 1991-92 were machine guns.¹⁶⁵

Myth: Corrupt dealers sell almost 60 percent of crime guns

Fact: Only 0.5% of the reported traces were for an original purchase of three years or less before the trace was conducted.¹⁶⁶ Thus, 99.5% of retailer sales had left their control long before the gun was traced (and many traces are not for crime guns).

Fact: The average “time to crime”, the time between the retail sale of a firearm and its use in a crime, is eleven years. A firearm can change hands and travel far in six years.

¹⁶⁴ 1994, Minnesota Medical Association Firearm Injury Prevention Task Force

¹⁶⁵ J. Gayle Mericle, 1989, Unpublished report of the Metropolitan Area Narcotics Squad, Will and Grundy Counties

¹⁶⁶ *Following the Gun: Enforcing Federal Law Against Firearms Traffickers*, BATF, 2000

Children and Guns

Myth: There have been 96 school shootings since Sandy Hook

Fact: This analysis of news reports was created by the gun control group Everytown. This study included:

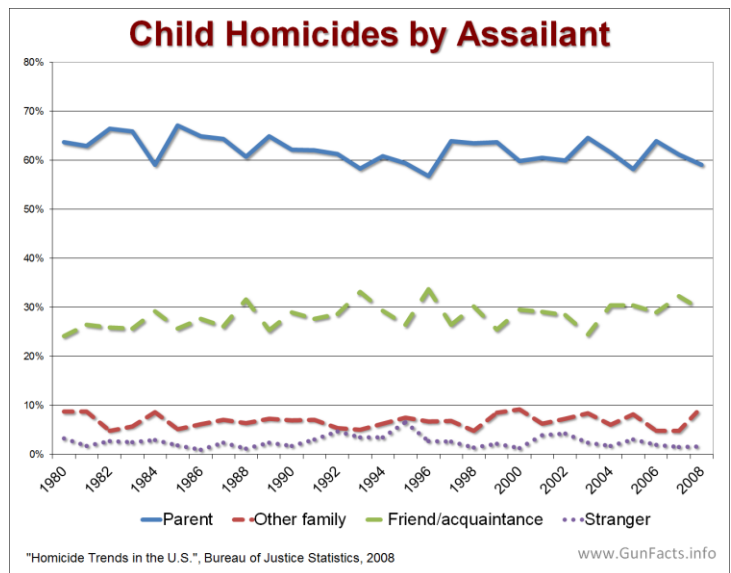
- College campuses (47% of cases)
- Suicides attempts (18%)
- Cases where nobody was hurt (27%)

Some other analysts note that many of the cases are unrelated to school activity or actually occurred near campus, not on it. All in all, it is a poor study with no relevance to child endangerment.

Myth: 13 children are killed each day by guns

Fact: Adults included – This “statistic” includes “children” up to age 19 or 24, depending on the source.¹⁶⁷ Since most violent crime is committed by males ages 16-24, the "13 children" number includes adult gang members dying during criminal activity. The proper definition of ‘[child](#)’ is a person between birth and puberty (typically 13-14 years old) and in 2013 only 1 child was killed on an average day nationwide, or about 0.02 children per state per day.

Fact: 411 children (age 14 and under) died from gunfire in all of 2012 or slightly more than one per day. This includes homicides, accidents, and suicides combined.¹⁶⁸



Fact: Criminals are included -

According to the CDC, over half of all homicides of victims aged 15-19 are gang-related. The

¹⁶⁷ Center for Disease Control WISQARS Fatal Injury Reports for 2013

¹⁶⁸ Center for Disease Control WISQARS Fatal Injury Reports for 2010

same study found that gang-related homicides are more likely to involve firearms than those that are not (95% versus 69%).¹⁶⁹

Fact: Suicides are included – 26% of child firearm deaths are suicides. Hence, the "13 children" statistic includes these suicides.¹⁷⁰

Fact: For contrast:

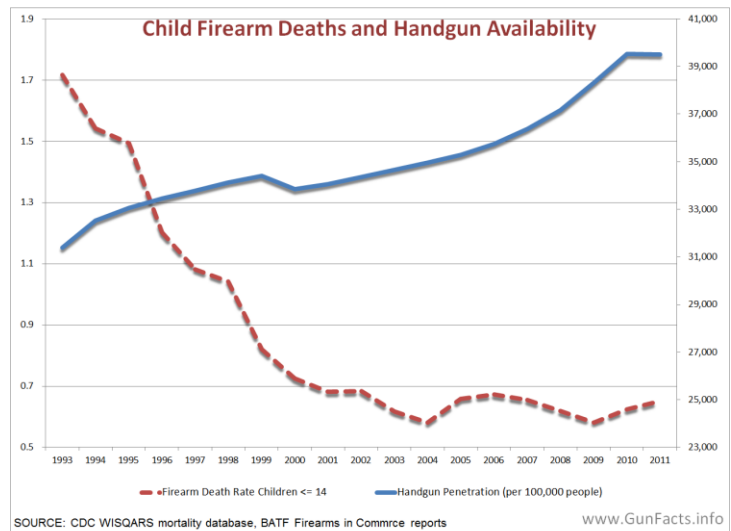
- 1,446 children die per year in transportation accidents.¹⁷¹
- Parental neglect and abuse account for 80% of all child deaths (1,274) which dwarfs gun deaths.¹⁷²
- 1,917 children die each day from malaria¹⁷³ around the world and 15 men, women, and children per day are murdered by a convicted felon in government supervised parole/probation programs in the U.S.¹⁷⁴

Myth: More Guns in U.S. Homes, More Kids Getting Shot

Fact: This study¹⁷⁵, published by a medical student, used a non-standard database (not official CDC records), did not analyze other variables (multi-variant analysis) and did not specify regional co-variance in gun ownership. In short, shabby science.

Myth: Schoolyard shootings are an epidemic

Fact: "Compared to other types of violence and crime children face, both in and outside of school, school-based attacks are rare. While the Department of Education reports 60 million children attend the nation's 119,000



¹⁶⁹ CDC Morbidity and Mortality Weekly Report: "Gang Homicides -- Five U.S. Cities, 2003-2008", published January 27, 2012

¹⁷⁰ Center for Disease Control WISQARS Fatal Injury Reports for 2012

¹⁷¹ Center for Disease Control WISQARS Fatal Injury Reports for 2012

¹⁷² *Child Abuse and Neglect Fatalities 2012*, Child Welfare Information Gateway, U.S. Department of Health and Human Services

¹⁷³ *Fact Sheet No 178*, U.N. World Health Organization, 1998

¹⁷⁴ US Bureau of Justice Statistics, 1998

¹⁷⁵ *United States Childhood Gun-Violence—Disturbing Trends*, Madenci, American Academy of Pediatrics

schools, available statistics indicate that few of these students will fall prey to violent situations in school settings."¹⁷⁶

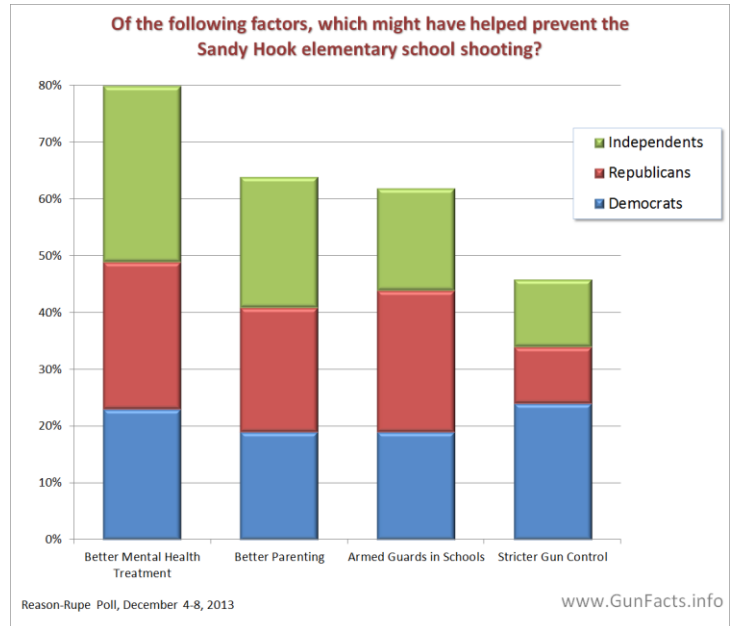
Fact: Over an eight-year period, in states without “right to carry” laws, there were 15 school shootings; however, in states that allow citizens to carry guns, there was only one.¹⁷⁷

Fact: The five school shootings that occurred during the '97-98 school year took place after the 1995 Gun-Free School Zones law was enacted, which banned guns within 1,000 feet of a school.¹⁷⁸

Fact: Schoolyard shooting deaths are not rising, rather; they have been falling through most of the 1990s.¹⁷⁹

Fact: Only 10% of public schools reported one or more serious violent crimes during the 1996-97 school year.¹⁸⁰

Fact: In Pearl, Mississippi, the assistant principal carried a firearm to the school until the 1995 "Gun-Free School Zones" law passed. Afterwards he began locking his firearm in his car and parking at least a quarter-mile away from the school. In 1997, when a student began a shooting rampage, the assistant principal ran to his car, got his gun, ran back, disarmed the shooter, and held him on the ground until the police arrived. Had the law not been passed, the assistant principal might have prevented the two deaths and seven shooting-related injuries.



Fact: Similar prevention occurred at a school dance in Edinboro, Pennsylvania, the Appalachian School of Law and during classes in Santee, California.

¹⁷⁶ *Threat Assessment in Schools*, U.S. Secret Service and U.S. Department of Education, May 2002

¹⁷⁷ *Multiple Victim Public Shootings, Bombings, and Right-to-Carry Concealed Handgun Laws: Contrasting Private and Public Law Enforcement*, Lott J, Landes W; University of Chicago – (covers years 1977 to 1995)

¹⁷⁸ *Multiple Victim Public Shootings, Bombings, and Right-to-Carry Concealed Handgun Laws: Contrasting Private and Public Law Enforcement*, Lott J, Landes W; University of Chicago – (covers years 1977 to 1995)

¹⁷⁹ *Violence and Discipline Problems in U.S. Public Schools*, National Center for Education Statistics, 1996-97

¹⁸⁰ *Principal/School Disciplinarian Survey on School Violence*, Department of Education, March 2000

Myth: Trigger locks will keep children from accidentally shooting themselves

Fact: 31 of 32 models of gun locks tested by the government's Consumer Product Safety Commission could be opened without the key. According to their spokesperson, "We found you could open locks with paper clips, a pair of scissors or tweezers, or you could whack them on the table and they would open."¹⁸¹

Fact: 85% of all communities in America recorded no juvenile homicides in 1995, and 93.4% of communities recorded one or no juvenile arrests (not convictions) for murder.¹⁸²

Fact: In 1996, before laws requiring trigger locks and when there were around 80 million people who owned a firearm, there were only 44 accidental gun deaths for children under age 10, or about 0.0001%.¹⁸³

Fact: California has a trigger lock law and saw a 12% increase in fatal firearm accidents in 1994. Texas didn't have one and experienced a 28% decrease in the same year.¹⁸⁴

Fact: Children as young as seven (7) years old have demonstrated that they can pick or break a trigger lock; or that they can operate a gun with a trigger lock in place.¹⁸⁵ Over half of non-criminal firearm deaths for children over age seven are suicides, so trigger locks are unlikely to reduce these deaths.

Fact: If criminals are deterred from attacking victims because of the fear that people might be able to defend themselves, gun locks may in turn *reduce the danger to criminals* committing crime, and thus increase crime. This problem is exacerbated because many mechanical locks (such as barrel or trigger locks) also require that the gun be stored unloaded.

Myth: Guns in America spark youth violence

Fact: Non-firearm juvenile violent crime rate in the U.S. is twice that of 25 other industrialized western nations. The non-firearm infant-homicide rate in the U.S. is 3.5 times higher.¹⁸⁶ Thus we have a violence problem – not a “gun” problem.

¹⁸¹ Washington Post, Feb 7, 2001, Page A01

¹⁸² *Crime in the United States: Uniform Crime Reports*, Federal Bureau of Investigation, 1996

¹⁸³ CBS News web site, Prof. John Lott, March 20, 2000

¹⁸⁴ National Center for Health Statistics, 1995

¹⁸⁵ *Accidental Shootings: many deaths and injuries caused by firearms could be prevented*, United States General Accounting Office, March 1991

¹⁸⁶ *Kids and Guns* Bulletin, Centers for Disease Control and Prevention statistics, 2000. (covers years 1990-1995)

Fact: Non-firearm related homicides of children out-rank firearm related homicides by children almost 5-to-1¹⁸⁷

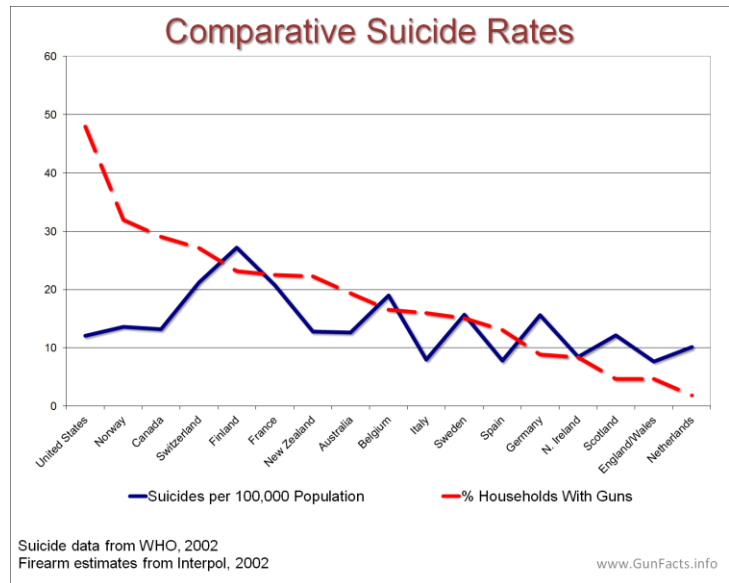
Myth: More than 1,300 children commit suicide with guns

Fact: This statistic includes “children” ages 18-19.¹⁸⁸ As established previously, a child is defined as a person between birth and the age of 13 or 14 (puberty).

Fact: Worldwide, the per capita suicide rate is fairly static (the suicide rate of the U.S. is lower than many industrial countries, including many where private gun ownership is banned). A certain fraction of the population will commit suicide regardless of the available tools.

Fact: The overall rate of suicide (firearm and non-firearm) among children age 15 and under was virtually unchanged in states that passed and maintained “safe storage” laws for four or more years.¹⁸⁹

Fact: Among young girls, 71% of all suicides are by hanging or suffocation.¹⁹⁰



Fact: People, including children, who are determined to commit suicide will find a way. There is a documented case of a man who killed himself by drilling a hole in his skull by using a power drill.¹⁹¹

Fact: Banning country music might be more effective – one study shows 51% of the music-influenced suicide differential can be traced to country music.¹⁹²

¹⁸⁷ FBI Uniform Crime Statistics, 1997

¹⁸⁸ Determined using CDC mortality data, and finding the only possible fit for the claim

¹⁸⁹ *Accidental Deaths, Suicides, and Crime Safe Storage Gun Laws*, John Lott, Yale Law School, 2000

¹⁹⁰ *Suicide Trends Among Youths and Young Adults Aged 10--24 Years --- United States, 1990--2004*, Center for Disease Control, September 2007

¹⁹¹ *Drilled Head Husband Dies in Hospital*, The Scotsman, April 28, 2003

¹⁹² *The Effect of Country Music on Suicide*, Steven Stack, Jim Gundlach, Social Forces. Volume: 71. Issue: 1., 1992

Myth: Stricter gun control laws could have prevented the Columbine massacre

Fact: Harris and Klebold violated close to 20 firearms laws in obtaining weapons. Would 21 laws really have made a difference? The two shotguns and one rifle used by Harris and Klebold were purchased by a girlfriend who passed a background check, and the TEC-9 handgun used was already banned.

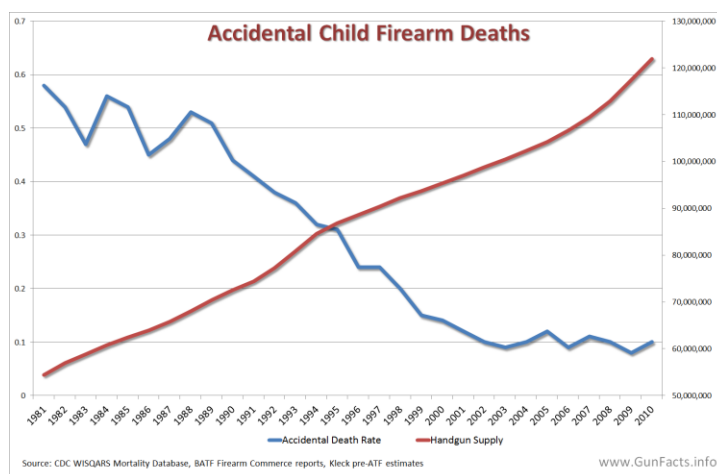
Myth: Children should be kept away from guns for their own safety

Fact: 0% of children that get guns from their parents commit gun-related crimes while 21% of those that get them illegally do.¹⁹³

Fact: Children that acquire firearms illegally are twice as likely to commit street crimes (24%) than are those given a firearm by their parents (14%).¹⁹⁴

Fact: Almost three times as many children (41%) consume illegal drugs if they also obtain firearms illegally, as compared to children given a firearm by their parents (13%).

Fact: In the 1950's, children routinely played cops and robbers, had toy guns, were given BB rifles and small caliber hunting rifles before puberty. Yet the homicide rate in the 1950's was almost half of that in the 1980's.¹⁹⁵



Myth: More children are shot and killed in the U.S. than anywhere else

Fact: 380 children age 14 or under were killed with firearms¹⁹⁶ in 2010, or 0.0005% of the children in America and barely more than one child per day. Of those, 58% of those were homicides, likely innocent bystanders in drive-by scenarios.

¹⁹³ *Urban Delinquency and Substance Abuse*, U.S. Justice Department, 2000

¹⁹⁴ *Urban Delinquency and Substance Abuse*, U.S. Justice Department, 2000

¹⁹⁵ *Vital Statistics*, National Center for Health Statistics, Revised July 1999

¹⁹⁶ Center for Disease Control, WISQARS Fatal Injury Reports, 2010

Myth: More children are hurt with guns than by any other means

Fact: Children are 12 times more likely to die in an automobile accident than from gun-related homicides or legal interventions (being shot by a police officer, for example) if they are age 0-14. For the group 0-24 years old (which bends the definition of “child” quite a bit), the rate is still 8.6 times higher for cars.¹⁹⁷

Fact: Barely more than 1% of all unintentional deaths for children in the U.S. between ages 0-14 are from firearms.¹⁹⁸

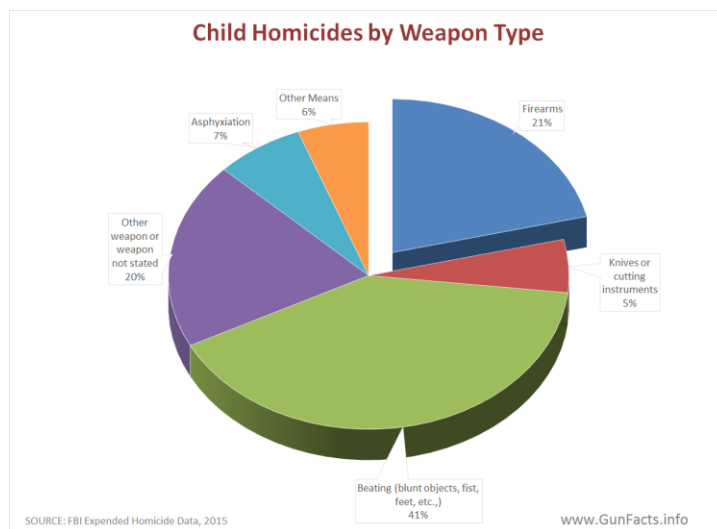
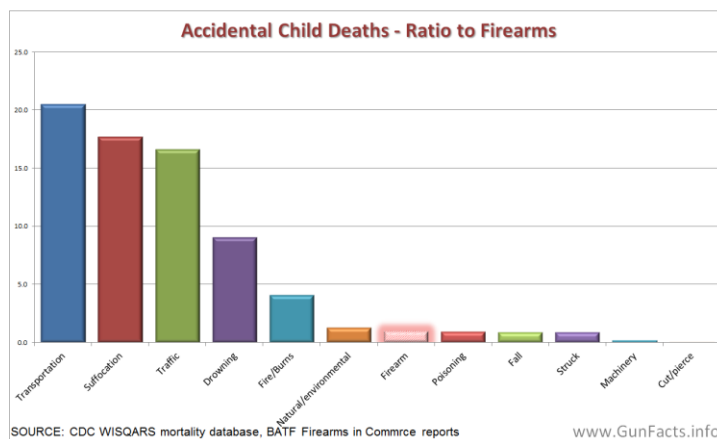
Fact: The Center for Disease Control, a federal agency, disagrees. According to them, in 1998, children 0-14 years died from the following causes in the U.S.¹⁹⁹

Fact: In 2001, there were only 72 accidental firearm deaths for children under age 15, as opposed to over 2,100 children who drowned (29 times as many drowning deaths as firearm deaths).²⁰⁰

Fact: Accidental firearm injuries for children and adolescents dropped 37% from 1993 to 1997, with the fastest drop — a 64% reduction — being for children.²⁰¹

Fact: Boys who own legal firearms have much lower rates of delinquency and drug use than non-owners of guns.²⁰²

Fact: The non-gun homicide rate of children in the U.S. is more than twice as high as in other western countries. And eight times as many children die from



¹⁹⁷ *National Vital Statistics Report*, National Center for Health Statistics, 1997

¹⁹⁸ *Deaths: Final Data for 2006*, National Vital Statistics Reports, 2009, Center for Disease Control

¹⁹⁹ *Deaths: Final for 1998*, Center for Disease Control, vol. 48 no. 11., July 24, 2000

²⁰⁰ *20 Leading Causes of Unintentional Injury Deaths*, Center for Disease Control, United States, 2001, (All Races, Both Sexes, Ages: 1-14)

²⁰¹ *Firearms Injury Surveillance Study*, Centers for Disease Control and Prevention, December 2001

²⁰² *Urban Delinquency and Substance Abuse*, U.S. Department of Justice, National Institute of Justice, Office of Juvenile Justice and Delinquency Prevention, NCJ-143454, August 1995

non-gun violent acts than from gun crimes.²⁰³ This indicates that the problem is violence, not guns.

Fact: Fatal gun accidents for children ages 0-14 declined by almost 83% from 1981 to 2002²⁰⁴ – all while the number of handguns per capita increased over 41%.²⁰⁵

Fact: 82% of homicides of children age 13 and under were committed without a gun.²⁰⁶

Myth: States with background checks have fewer school shootings

Fact: This was the incorrect conclusion of a very odd and [extremely limited study](#) by a medical school (not a criminology study). The study used odd and atypical control variables, but it also concluded that urban residency was a better predictor.

Myth: If it saves the life of one child, it is worth it

Fact: Firearms in private hands are used an estimated 2.5 million times (or 6,849 times each day) each year to prevent crime;²⁰⁷ this includes rapes, aggravated assaults, and kidnapping. The number of innocent children protected by firearm owners far outweighs the number of children harmed.

Fact: Most Americans (firearm owners or not) believe that the way parents raise kids is what causes gun violence (or just violence in general). Among non-firearm owners, 38% said it was parental neglect that causes youth violence, while only 28% thought it was due to the availability of guns.²⁰⁸ They may be right, given that most homicides of children under age five are by their own parents. Of homicides among children ages 5 and younger; 31% were killed by their own mothers and another 31% were killed by their own fathers.²⁰⁹

²⁰³ *Kids and Guns*, Office of Juvenile Justice and Delinquency Prevention, 2000

²⁰⁴ National Center for Health Statistics

²⁰⁵ BATF estimates on handguns in circulation, BATF, Firearms Commerce in the United States 2001/2002

²⁰⁶ FBI Uniform Crime Statistics, 1997

²⁰⁷ Gary Kleck, Criminologist, Florida State University, 1997

²⁰⁸ Gallup/Women.com poll, May 2000

²⁰⁹ *FBI, Supplementary Homicide Reports*, 1976-98

Mass Shootings and Active Shooter Events

There are two criminology definitions for public shootings, and they are very different:

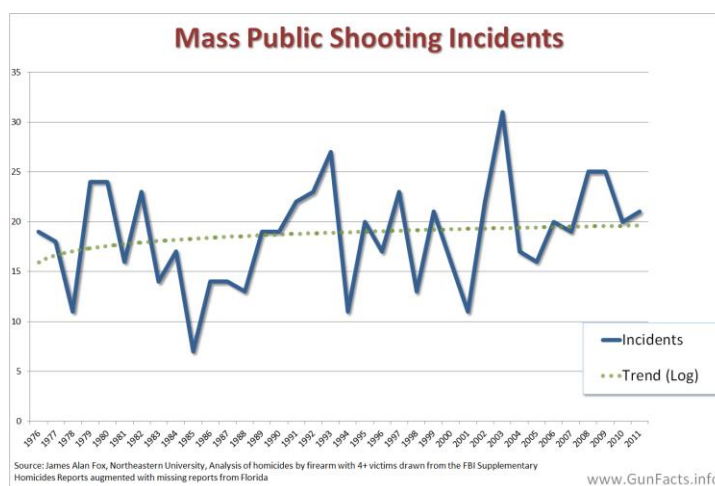
Active Shooter Events (ASE): Where a person shoots at multiple people in public, though there may be no deaths.²¹⁰

Mass Public Shootings (MPS): Public shooting events where four or more people are killed.²¹¹

Myth: Mass public shootings are increasing

Fact: Over a 35-year period, the number of mass public shootings rose during the violence escalation decades of the 1970s and 1980, then leveled off, despite a growing population and greater availability for firearms (more people, more guns).

Special Note: The FBI created a study of what they labeled "active shooter" events from 2000-2013, but they merged both ASEs and MPSs. Combined, this data shows an increase whereas other studies that separate the two do not. But it must be noted that their study starts in the year 2000, which had an abnormally low number of public shootings (only one).²¹²



²¹⁰ "One or more persons engaged in killing or attempting to kill multiple people in an area (or areas) occupied by multiple unrelated individuals. At least one of the victims must be unrelated to the shooter. The primary motive appears to be mass murder; that is the shooting is not a by-product of an attempt to commit another crime." *United States Active Shooter Events from 2000 to 2010*, School of Criminal Justice, Texas State University, 2014 – published by the Federal Bureau of Investigation

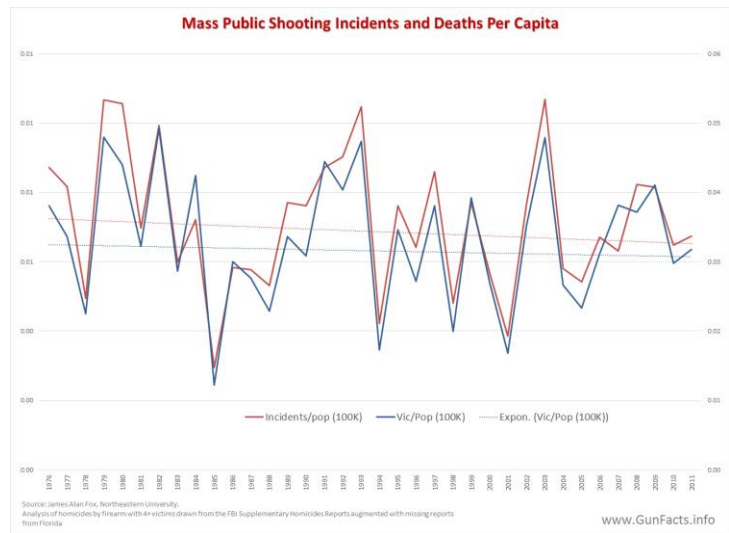
²¹¹ "Slaughter of four or more victims by one or a few assailants within a single event, lasting but a few minutes or as long as several hours", *Multiple Homicide: Patterns of Serial and Mass Murder*, James Alan Fox, Jack Levin, Crime and Justice, Vol. 23, 1998

²¹² *A Study of Active Shooter Incidents in the United States Between 2000 and 2013*, FBI, September 2013

Myth: More people are dying in mass public shootings

Fact: Though the raw number of mass public shootings has risen slightly over three decades, the number of people killed has *fallen* as a function of the population.

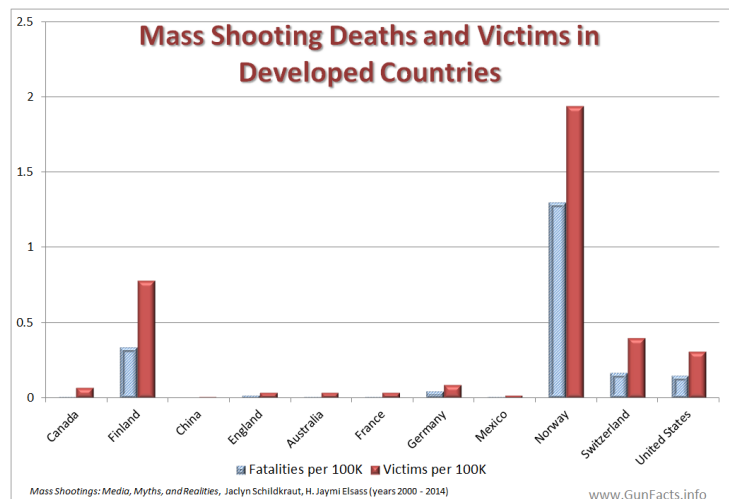
Fact: Mass public shooting deaths make up less than 1% of all gun homicides, making them a small part of the problem.



Myth: America has the highest rate of mass shootings in developed countries

Fact: On a per population basis, the United States ranks fourth behind three European countries²¹³ or eighth when a broader set of non-conflict countries are examined.²¹⁴

Myth: Easy access to guns creates an incentive for mass public shootings



Fact: At least 61% of mass public shooters showed signs of mental instability in the days, weeks or months before their massacres.²¹⁵ The rate might be higher because privacy laws prevent fully exploring the mental health history of some killers. Mental health is the determinant variable.

²¹³ *Mass Shootings: Media, Myths, and Realities*, Jaclyn Schildkraut, H. Jaymi Elsass

²¹⁴ *The facts shoot holes in Obama's claim that US is only host to mass killings*, John Lott, December 2015

²¹⁵ *Mass Shootings: Maybe What We Need Is a Better Mental-Health Policy*, Mother Jones, Nov 2012, analysis of 62 mass public shootings

Myth: Guns in civilian hands are not good for stopping mass public shooters

Fact: One study shows that armed citizens responding to rampage killers result in 1/8th the number of casualties than when police intervene.²¹⁶ In other words, waiting on the police results in eight times as many people deaths and injuries.

Understanding conflicting reports on "mass public shootings"

There are several different studies concerning mass public shootings, which make different claims. The primary points of confusion come from:

1. How the counting of such shootings is done
2. How they define "mass public shooting"

Here are some of the studies that are circulated and critiques of them.

Mother Jones²¹⁷

- This magazine article used only media reports of mass shootings, which may not cover all such shootings and which lack criminological objectivity.
- There appear to be some arbitrary omissions of events that do not fit their definition of a public shooting.
- They only count "lone gunmen" events, and never the more common inner-city, gang-related multi-shooter episodes.
- They include terrorist activities, such as the Fort Hood massacre.

Mother Jones concluded that mass shootings occur more frequently than several decades ago, and that the mass public shooting rate tripled since 2011.

James Alan Fox, Northeastern University criminologist²¹⁸

- Based on police reports, which are uniform and comprehensive.
- Includes all mass shootings, including those not in public, which defies the idea of a mass *public* shooting.

Concluded that mass shooting has remained relatively stable over time.

²¹⁶ *Auditing Shooting Rampage Statistics*, Davi Barker, July 2013 and updated thereafter

²¹⁷ *A Guide to Mass Shootings in America*, Mother Jones, May 2014

²¹⁸ *Mass Shootings in America: Moving Beyond Newtown*, Homicide Studies, 2013

Grant Duwe, Minnesota Department of Corrections, criminologist²¹⁹

- Uses FBI Supplementary Homicide Reports for the core list, then media reports to provide details.
- Includes only public events.
- Excludes events related to other crimes (such as robberies gone wrong).

Concludes that mass public shootings declined from 1999 to 2011, then spiked in 2012 (the year of the Sandy Hook Elementary School shooting), then returned to the mean of previous years.

The one thing all of the studies agree upon is that mass public shootings are statistically rare

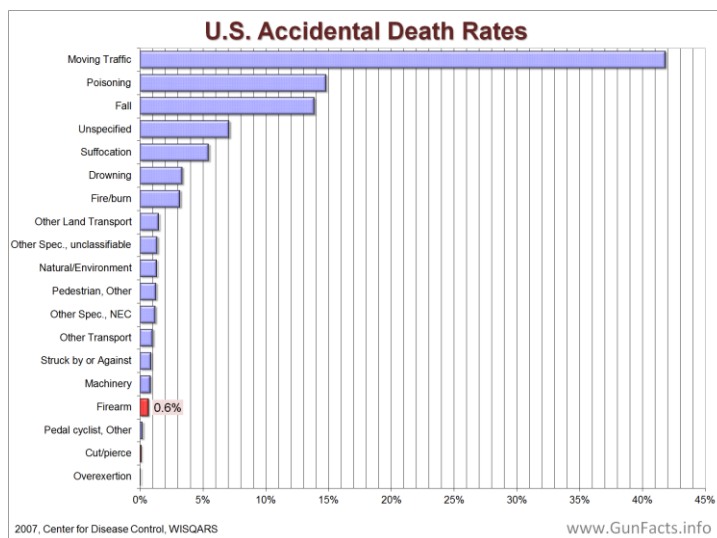
²¹⁹ *Mass Murder in the United States: A History*, McFarland, June 2007

Accidental Death and Injuries

Myth: Accidental gun fatalities are a serious problem

Fact: Firearm misuse causes only a small number of accidental deaths in the U.S.²²⁰ For example, compared to being accidentally killed by a firearm, you are:

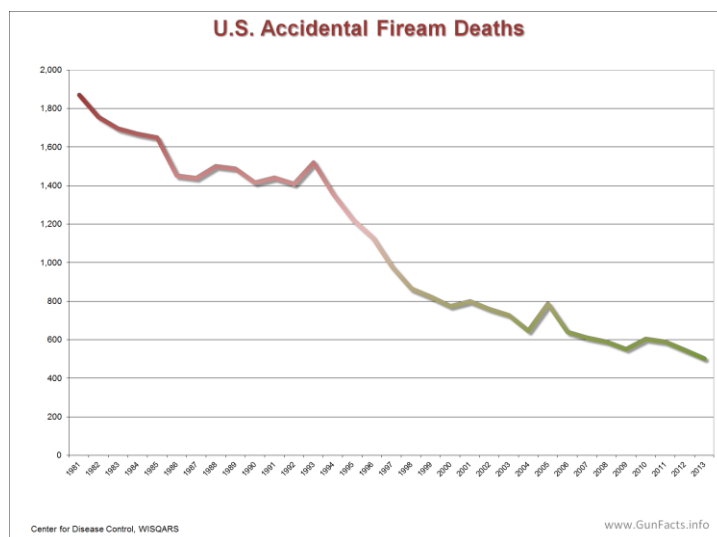
- Five times more likely to burn to death
- Five times more likely to drown
- 17 times more likely to be poisoned
- 17 times more likely to fall to your death
- And 68 times more likely to die in an automobile accident



Fact: In 2007, there were only 54 accidental gun deaths for children under age 13. About 12 times as many children died from drowning during the same period.²²¹

Fact: In 2007, there were 999 drowning victims and 137 firearm-related accidental deaths in age groups 1 through 19. This despite the fact that firearms outnumber pools by a factor of more than 30:1. Thus, the risk ratio of drowning in an available pool is nearly 100 times higher than dying from a firearm-related accident for all ages, and nearly 500 times for children ages 0-5.²²²

Fact: Medical mistakes kill 400,000 people per year – the equivalent of almost three fully loaded Boeing 747 jet crashes per day – or about 286 times the rate of all accidental firearm deaths.²²³



²²⁰ WISQARS Injury Mortality Report, Center for Disease Control, 2007

²²¹ WISQARS Injury Mortality Report, Center for Disease Control, 2007

²²² National Center for Health Statistics, and the National Spa and Pool Institute

²²³ Medical death statistics, Gun deaths, Dr. David Lawrence, CEO Kaiser Permanente, CDC report 1993

This translates into 1 in 6 doctors causing an accidental death, and 1 in 56,666 gun owners doing the same.

Fact: Only 2% of gun deaths are from accidents, and some insurance investigations indicate that many of these may not be accidents after all.²²⁴

Fact: Around 2,000 patients each year — six per day — are accidentally killed or injured in hospitals by registered nurses.²²⁵

Myth: Handguns are unsafe and cause accidents

Fact: Most fatal firearm accidents involve long guns, which are more deadly. These are typically hunting accidents.²²⁶

Fact: Handguns have triggers that are difficult for small (child) hands to operate, and are rarely the cause of accidents.²²⁷

Myth: Innocent bystanders are often killed by guns

Fact: Less than 1% of all gun homicides involve innocent bystanders.²²⁸

Myth: Citizens are too incompetent to use guns for protection

Fact: About 11% of police shootings kill an innocent person — about 2% of shootings by citizens kill an innocent person. The odds of a defensive gun user killing an innocent person are less than 1 in 26,000²²⁹ despite American citizens using guns to prevent crimes almost 2,500,000 times every year.

Fact: Most firearm accidents are caused by people with various forms of poor self-control. These include alcoholics, people with previous criminal records, people with multiple driving accidents, and people who engage in other risky behaviors.²³⁰

²²⁴ *Targeting Guns: Firearms and Their Control*, Gary Kleck, Aldine de Gruyter 1997 at 293-324

²²⁵ Chicago Tribune report, Sept 10, 2000

²²⁶ *Targeting Guns: Firearms and Their Control*, Gary Kleck, Aldine de Gruyter 1997, at 293-324

²²⁷ *Targeting Guns: Firearms and Their Control*, Gary Kleck, Aldine de Gruyter 1997, at 293-324

²²⁸ *Stray bullets and 'mushrooms'*, Sherman, Steele, Laufersweiler, Hoffer and Julian, *Journal of Quantitative Criminology*, 1989

²²⁹ *Shall Issue: The New Wave of Concealed Handgun Permit Laws*, C. Cramer, and D. Kopel, Independence Institute Issue Paper. October 17, 1994

²³⁰ *Targeting Guns: Firearms and Their Control*, Gary Kleck, Aldine de Gruyter, 1997, at 307, 312

Myth: Gun accidents are flooding emergency rooms

Fact: The rate of gun accidents is so low that the U.S. Consumer Product Safety Commission doesn't even mention them in their annual safety reports.

Myth: "Junk" guns are dangerous and should be banned

Fact: In the history of the state of California, not one lawsuit against a gun maker had been filed (until 2003) based on a weapon being defective or poorly designed.²³¹

Myth: Guns should be made to conform to product liability laws

Fact: Guns are already covered under product liability laws. If you have a defective gun that does not operate properly, you can sue the gun maker.

²³¹ California Trial Lawyers Association, 1998

Availability of Guns

Myth: The availability of guns causes crime

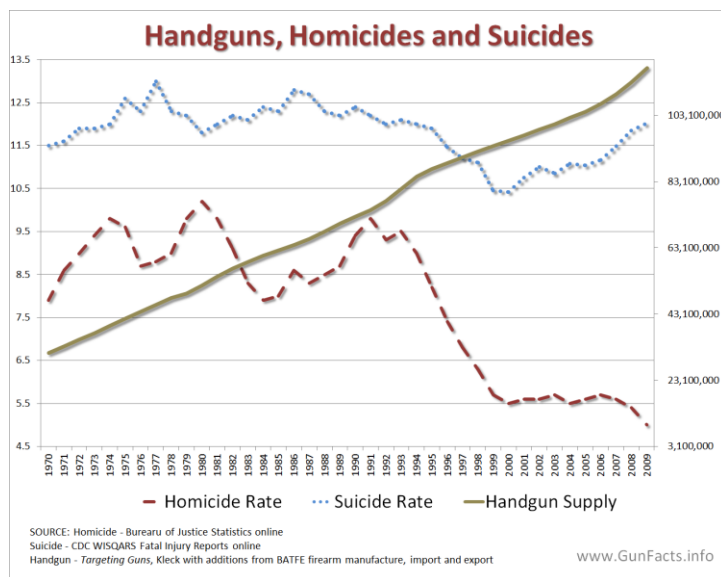
Fact: Though the number of firearms owned by private citizens has been increasing steadily since 1970, the overall rate of homicides and suicides has not risen (though suicide rates did start to rise during the Great Recession).²³² As the chart shows, there is no correlation between the availability of firearms and the rates of homicide and suicide in America.

Fact: Internationally speaking “There’s no clear relationship between more guns and higher levels of violence.”²³³

Fact: “A detailed study of the major surveys completed in the past 20 years or more provides no evidence of any relationship between the total number of legally held firearms in society and the rate of armed crime. Nor is there a relationship between the severity of controls imposed in various countries or the mass of bureaucracy involved with many control systems with the apparent ease of access to firearms by criminals and terrorists.”²³⁴

Fact: Handgun ownership among groups normally associated with higher violent crime (young males, blacks, low income, inner city, etc.) is at or below national averages.²³⁵

Fact: Among inmates who used a firearm in the commission of a crime, the most significant correlations occurred when the inmates' parents abused drugs (27.5%) and when inmates had friends engaged in illegal activities (32.5% for robberies, 24.3% for drug trafficking).²³⁶



²³² *Targeting Guns: Firearms and Their Control*, Gary Kleck, Aldine de Gruyter, 1997. (With supporting data from the FBI Uniform Crime Statistics, 1972 to 1995.)

²³³ *Small Arms Survey Project*, Keith Krause, Graduate Institute of International Studies, Geneva, 2007

²³⁴ *Minutes of Evidence*, Colin Greenwood, Select Committee on Northern Ireland Affairs, January 29, 2003

²³⁵ *Targeting Guns: Firearms and Their Control*, Gary Kleck, Aldine de Gruyter, 1997. (Ownership tables derived from the annual “General Social Survey.”)

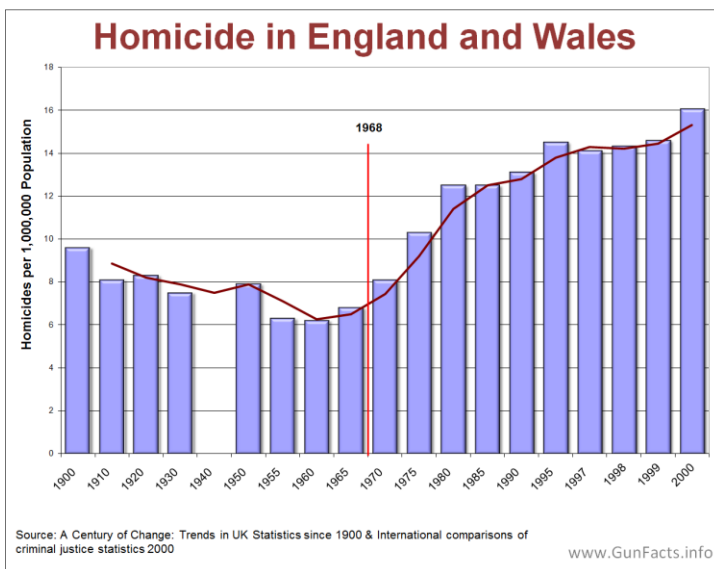
²³⁶ *Firearm Use by Offenders*, Bureau of Justice Statistics, November 2001

Fact: Five out of six gun-possessing felons obtained handguns from the secondary market and by theft, and “[the] criminal handgun market is overwhelmingly dominated by informal transactions and theft as mechanisms of supply.”²³⁷

Fact: The majority of handguns in the possession of criminals are stolen, and not necessarily by the criminals in question.²³⁸ In fact, over 100,000 firearms are stolen in burglaries every year, and most of them likely enter the criminal market (i.e., are sold or traded to criminals).²³⁹

Fact: In 1968, the U.K. passed laws that reduced the number of licensed firearm owners, and thus reduced firearm availability. U.K. homicide rates **have steadily risen** since then.²⁴⁰ Ironically, firearm use in crimes has **doubled** in the decade after the U.K. banned handguns.²⁴¹

Fact: Most violent crime is caused by a small minority of repeat offenders. One California study found that 3.8% of a group of males born in 1956 were responsible for 55.5% of all serious felonies.²⁴² 75-80% of murder arrestees have prior arrests for a violent (including non-fatal) felony or burglary. On average, they have about four felony arrests and one felony conviction.



Fact: Half of all murders are committed by people on “conditional release” (i.e., parole or probation).²⁴³ 81% of all homicide defendants had an arrest record, 67% had a felony arrest record, 70% had a conviction record, and 54% had a felony conviction.²⁴⁴

²³⁷ *The Armed Criminal in America: A Survey of Incarcerated Felons*, James D. Wright, Peter H. Rossi, National Institute of Justice (U.S.), 1985

²³⁸ *Targeting Guns: Firearms and Their Control*, Gary Kleck, Aldine de Gruyter, 1997.

²³⁹ *Victimization During Household Burglary*, Bureau of Justice Statistics, September 2010

²⁴⁰ *A Century of Change: Trends in UK Statistics since 1900*, Hicks, Joe; Allen, Grahame (SGS), Social and General Statistics Section, House of Commons

²⁴¹ *Weapons sell for just £50 as suspects and victims grow ever younger*, The Times, August 24, 2007

²⁴² *The Prevalence and Incidence of Arrest Among Adult Males in California*, Robert Tillman, prepared for California Department of Justice, Bureau of Criminal Statistics and Special Services, Sacramento, California, 1987

²⁴³ *Probation and Parole Violators in State Prison, 1991: Survey of State Prison Inmates*, Robyn Cohen, U.S. Dept. of Justice, Office of Justice Programs, Bureau of Justice Statistics, 1995

²⁴⁴ *Felony Defendants in Large Urban Counties*, 1998, Brian Reaves, U.S. Department of Justice, Office of Justice Programs, Bureau of Justice Statistics, November 2001

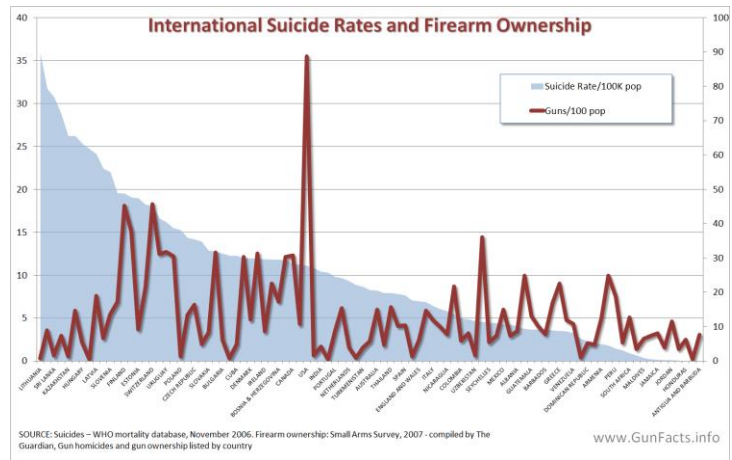
Fact: Per capita firearm ownership rates have risen steadily since 1959 while crime rates have gone up and down depending on economics, drug trafficking innovations, and “get tough” crime legislation.²⁴⁵

Thoughts: Criminals are not motivated by guns. They are motivated by opportunity. Attempts to reduce public access to firearms provide criminals more points of opportunity. It is little wonder that high-crime cities also tend to be those with the most restrictive gun control laws – which criminals tend to ignore.

MYTH: Gun availability increases suicide rates

Fact: Cross national studies show that there is no relationship to suicides rates and the availability of firearms. Two outstanding contrasts:

- The U.S. and Canada – who share geography, cultural elements, and entertainment – have nearly identical suicide rates, but Canada has significantly lower gun ownership.
- Lithuania – which has nearly zero gun ownership – has the world’s highest suicide rate, more than three times that of the United States.



Myth: Gun availability is what is causing school shootings

Fact: Schoolyard shootings have been occurring since at least 1974, so it is not a new phenomenon due to increases in gun ownership.²⁴⁶

²⁴⁵ *Felony Defendants in Large Urban Counties*, 1998, Brian Reaves, U.S. Department of Justice, Office of Justice Programs, Bureau of Justice Statistics, November 2001 (Based on a compilation of 85 separate surveys from 1959 through 1996.)

²⁴⁶ *U.S.S.S. Safe School Initiative: An Interim Report on the Prevention of Targeted Violence in Schools*, B. Vossekuil, M. Reddy, R. Fein, R. Borum, W. Modzeleski, U. S. Secret Service, Threat Assessment Center, 2000

Fact: More than 50% of these murderers started thinking about their assaults two or more weeks before the shooting, and 75% planned-out their attacks, showing that these events are not spontaneous.²⁴⁷

Thoughts: In rural areas, guns are everywhere, and children are taught to shoot at young ages – yet these areas are almost devoid of schoolyard shootings. Clearly, availability is not the issue.

Myth: Gun availability leads to massacres

Fact: In 62% of mass public shootings, the assailant had a history of having “displayed signs of mental health problems prior to the killings.”²⁴⁸

Myth: Gun ownership is linked to higher homicide rates

Fact: This "study"²⁴⁹ has multiple defects which, when corrected, reverse the results. Some of the defects of this study include:

- Exclusion of the District of Columbia, a high crime city
- Use of other crime rates to indirectly explain homicide rates
- Use of purely cross-sectional data that never allowed control variable analysis
- Data from different years is used without any explanation (unemployment rate from 2000 to explain the homicide rate from 2001 to 2003, etc.).

Myth: Handguns are 43 times more likely to kill a family member than a criminal

Fact: Of the 43 deaths reported in this flawed study, 37 (86%) were suicides. Other deaths involved criminal activity between the family members (botched drug deals).²⁵⁰

²⁴⁷ U.S.S.S. *Safe School Initiative: An Interim Report on the Prevention of Targeted Violence in Schools*, B. Vossekuil, M. Reddy, R. Fein, R. Borum, W. Modzeleski, U. S. Secret Service, Threat Assessment Center, 2000

²⁴⁸ *Mass Shootings: Maybe What We Need Is a Better Mental-Health Policy*, Mother Jones, November 9, 2012

²⁴⁹ *State-level homicide victimization rates in the US in relation to survey measures of household firearm ownership, 2001–2003*, Matthew Miller, David Hemenway, Deborah Azrael, Harvard School of Public Health, October 27, 2006

²⁵⁰ *Protection or Peril? An Analysis of Firearm-Related Deaths in the Home*, Arthur L. Kellerman, D.T. Reay, 314 *New Eng. J. Med.* 1557-60, June 12, 1986. (Kellerman admits that his study did "not include cases in which burglars or intruders are wounded or frightened away by the use or display of a firearm." He also admitted his study did not look at situations in which intruders "purposely avoided a home known to be armed." This is a classic case of a "study" conducted to achieve a desired result. In his critique of this "study", Gary Kleck notes that the estimation of gun ownership rates was "inaccurate", and that the total population came from a non-random selection of only two cities.)

Fact: Of the remaining deaths, the deceased family members include felons, drug dealers, violent spouses committing assault, and other criminals.²⁵¹

Fact: Only 0.1% of the defensive uses of guns results in the death of the predator.²⁵² This means you are much more likely to prevent a crime without bloodshed than hurt a family member.

²⁵¹ *Protection or Peril? An Analysis of Firearm-Related Deaths in the Home*, Arthur L. Kellerman, D.T. Reay, 314 New Eng. J. Med. 1557-60, June 12, 1986

²⁵² *Point Blank: Guns and Violence in America*, Gary Kleck, New York: Aldine de Gruyter, 1991

Government, Laws, Social Costs

Myth: Gun control reduces crime

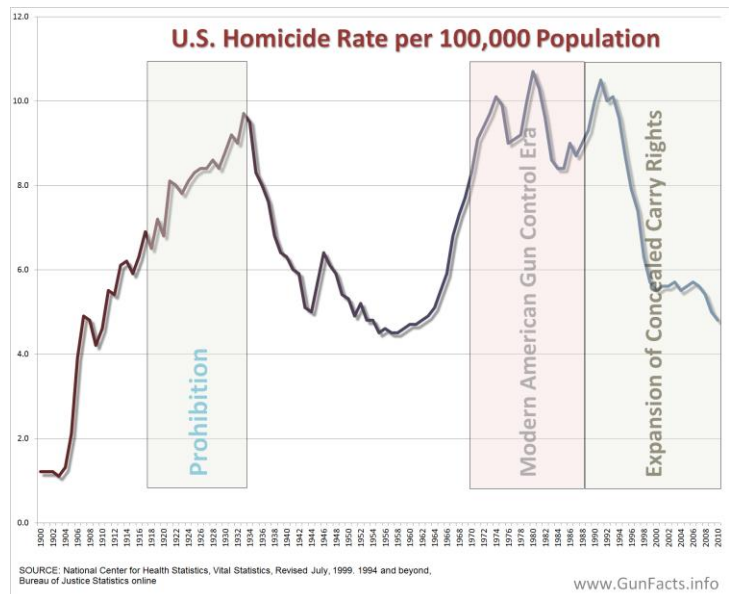
Fact: There are more than 22,000²⁵³ gun laws at the city, county, state, and federal level. If gun control worked, then we should be free of crime. Yet the U.S. government “found insufficient evidence to determine the effectiveness of any of the firearms laws or combinations of laws reviewed on violent outcomes”²⁵⁴ and also concluded in one study that none of the attackers interviewed was “hindered by any law – federal, state or local – that has ever been established to prevent gun ownership. They just laughed at gun laws.”²⁵⁵

Fact: Violent crime appears to be encouraged by gun control. Most gun control laws in the United States have been written since 1968, yet the murder rate rose during the 70s, 80s and early 90s.²⁵⁶

Fact: In 1976, Washington, D.C. enacted one of the most restrictive gun control laws in the nation. The city's murder rate rose 134 percent through 1996 while the national murder rate dropped 2 percent.²⁵⁷

Fact: Among the 15 states with the highest homicide rates, 10 have restrictive or very restrictive gun laws.²⁵⁸

Fact: Maryland claims to have the toughest gun control laws in the nation and ranks #1 in robberies and #4 in both violent crime and murder.²⁵⁹ The robbery rate is 70% more than the



²⁵³ *Under the Gun: Weapons, Crime, and Violence in America*, Bureau of Alcohol, Tobacco and Firearms estimate and reported via James Wright, Peter H. Rossi, Kathleen Daly, 1983

²⁵⁴ *First Reports Evaluating the Effectiveness of Strategies for Preventing Violence: Firearms Laws*, CDC, Task Force on Community Preventive Services, Oct 3, 2003 – a systematic review of 51 studies that evaluated the effects of selected firearms laws on violence

²⁵⁵ *Violent Encounters: A Study of Felonious Assaults on Our Nation's Law Enforcement Officers*, U.S. Department of Justice, August 2006

²⁵⁶ National Center for Health Statistics, Vital Statistics, Revised July 1999

²⁵⁷ Dr. Gary Kleck, University of Florida using FBI Uniform Crime Statistics, 1997

²⁵⁸ Dr. Gary Kleck, University of Florida using FBI Uniform Crime Statistics, 1997

²⁵⁹ *Index of Crime by State*, FBI Uniform Crime Reports (UCR) for 2000, p. 79, Table 5

national average.²⁶⁰ These numbers are likely low because one of their more violent cities, Baltimore, failed to report their crime levels.

Fact: In 2000, 20% of U.S. homicides occurred in four cities with just six percent of the population – New York, Chicago, Detroit, and Washington, D.C. – most of which had a virtual prohibition on privately owned handguns at the time.²⁶¹

Fact: The landmark federal Gun Control Act of 1968, banning most interstate gun sales, had no discernible impact on the criminal acquisition of guns from other states.²⁶²

Fact: Washington, D.C.'s 1976 ban on the ownership of handguns (except those already registered in the District) was not linked to any reduction in gun crime in the nation's capital.²⁶³

Fact: New York has one of the most restrictive gun laws in the nation – and 20% of the armed robberies.²⁶⁴

Fact: In analyzing 10 different possible reasons for the decline in violent crime during the 1990s, gun control was calculated to have contributed nothing (high imprisonment rates, more police and legalized abortion were considered the primary factors, contributing as much as 28% of the overall reduction).²⁶⁵

Myth: The Brady Bill caused a decrease in gun homicides

Fact: All violent crime (including gun and non-gun murders) fell during the same period, 1992 to 1997. However, the percent of homicides committed with guns stayed the same. In 1992, 68% of murders were committed with guns; in 1997, it was still 68%.²⁶⁶ Thus, the decreased gun homicide rate was part of an overall declining crime rate, not an effect of the Brady Bill.

Fact: Gun possession by criminals has risen in the post-Brady years – 18% of state prisoners (was 16% before Brady) and 15% of federal prisoners (was 12% before Brady) were caught with firearms.²⁶⁷

²⁶⁰ FBI Uniform Crime Reports, September 15, 2000

²⁶¹ FBI Uniform Crime Reports, September 15, 2000

²⁶² *Under the Gun*, Wright, Rossi, Daly, University of Massachusetts, 1981

²⁶³ *Under the Gun*, Wright, Rossi, Daly, University of Massachusetts, 1981

²⁶⁴ *Under the Gun*, Wright, Rossi, Daly, University of Massachusetts, 1981

²⁶⁵ *Understanding Why Crime Fell in the 1990s*, Steven Levit, Journal of Economic Perspectives, Winter 2004

²⁶⁶ FBI Uniform Crime Reports for 1992 and 1997

²⁶⁷ *Firearm Use by Offenders*, Bureau of Justice Statistics, November 2001

Fact: The Brady Bill is not enforced. In 2006, of 77,000 Field Office referrals for instant background check violations (25,259 of which NICS identified as buyers with felony records), 0.4% (273) were ever charged with a crime and 0.1% (73) were convicted.²⁶⁸

Fact: The Brady Bill has so far failed to appreciably save lives.²⁶⁹

Fact: Violent crime started falling in 1991, three years before passage of the Brady Bill. The Brady Bill did not apply in 18 states, yet violent crime in those states fell just as quickly.²⁷⁰

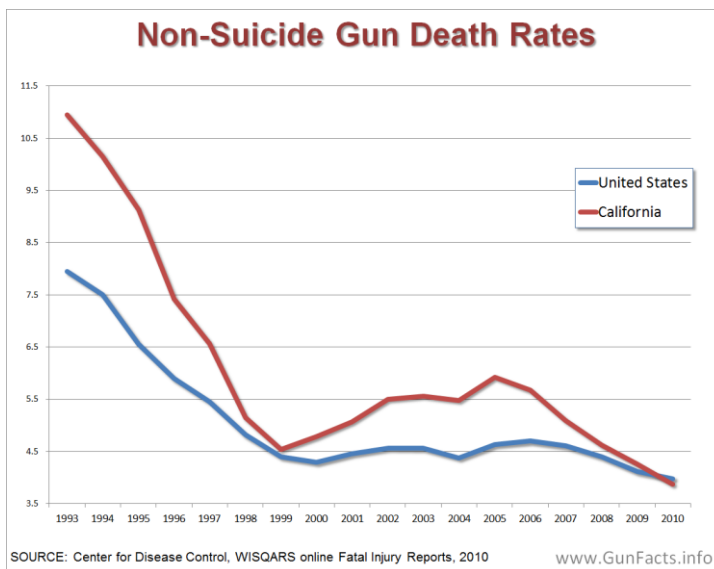
Fact: A majority of Americans agree that the bill is worthless. 51% believe the act has been ineffective at reducing violent crime, and 56% believe it has had no impact on reducing the number of homicides in the U.S.²⁷¹

Myth: California's tough gun laws reduced gun deaths

This myth, promoted primarily by the Law Center to Prevent Gun Violence and covering years 1993 through 2013, has three major flaws:

- Suicides, which are 61%²⁷² of gun deaths, fell much faster in California than the rest of the nation.
- At the starting point, California's criminal gun death rate was much higher than the national average.
- California passed the first of two "three strikes" laws in 1994, which began the process of incarcerating repeat violent offenders.

Thus, none of the decline in California gun deaths is attributable to the state's gun control laws.



²⁶⁸ *Enforcement of the Brady Act, 2006*, Regional Justice Information Service, study funded by Bureau of Justice Statistics, Office of Justice Programs, U.S. Department of Justice

²⁶⁹ Dr. Jens Ludwig, Dr. Philip J. Cook, *Journal of the American Medical Association*, August 2000

²⁷⁰ *Gun Licensing Leads to Increased Crime, Lost Lives*, Prof. John Lott, *L.A. Times*, Aug 23, 2000, based on both the FBI Uniform Crime Statistics for 1990s and the U.S. Justice Department Crime Victimization Survey

²⁷¹ Portrait of America survey, August 2000

²⁷² Center for Disease Control, WISQARS online Fatal Injury Reports, 2010

Myth: Gun laws are being enforced

Fact: During the Clinton administration, federal prosecutions of gun-related crimes dropped more than 44 percent.²⁷³

Fact: Of the 3,353 prohibited individuals that obtained firearms, the Clinton administration only investigated 110 of them (3.3%).²⁷⁴

Fact: Despite 536,000 prohibited buyers caught by the National Instant (Criminal Background) Check System (NICS), only 6,700 people (1.25%) have been charged for these firearms violations. This includes 71% of the violations coming from convicted or indicted felons.²⁷⁵ None of these crimes were prosecuted by the Federal government in 1996, 1997, or 1998.²⁷⁶

Fact: In 1998, the government prosecuted just eight children for gun law violations.²⁷⁷ In that same year, there were only:

- 8 prosecutions for juvenile handgun possession.
- 6 prosecutions for handgun transfer to juveniles.
- 1 prosecution for Brady Bill violations.

Fact: Some of the reasons listed for not prosecuting known gun criminals include “minimal federal interest” and “DOJ/U.S. Attorney policy”.²⁷⁸

Fact: Half of referrals concerning violent criminals were closed without investigation or prosecution.²⁷⁹

Fact: The average sentence for a federal firearms violation dropped from 57 months to 46 months from 1996 to 1998.²⁸⁰

²⁷³ Transactional Records Access Clearinghouse (TRAC) at Syracuse University covering 1992 through 1998

²⁷⁴ General Accounting Office (GAO) 2000 audit of the National Instant Check System between 11/30/98 and 11/30/99. This stat needs to be tempered by the fact that many initial rejections were due to database errors – false positives – where the buyer was later approved.

²⁷⁵ Bureau of Justice Statistics, Federal Firearm Offenders and Background Checks for Firearm Transfers, June 4, 2000

²⁷⁶ U.S. Justice Department statistics, 1999

²⁷⁷ U.S. Justice Department statistics, 1999

²⁷⁸ Bureau of Justice Statistics, Federal Firearm Offenders and Background Checks for Firearm Transfers, June 4, 2000

²⁷⁹ General Accounting Office report on the Implementation of NICS, February 2000

²⁸⁰ General Accounting Office report on the Implementation of NICS, February 2000

Fact: 18-20 year-olds commit over 23% of all gun murders.²⁸¹ None of these criminals are allowed by law to purchase a handgun, but the Federal government under Clinton rarely enforced this law.²⁸²

Fact: During Project Exile in Richmond, Virginia, US and State authorities prosecuted felons caught with guns, using Federal laws that require mandatory imprisonment. The first-year result was a 33% drop in homicides for the Richmond Metro area in a year where the national murder rate was climbing.²⁸³ This shows that enforcement works. According to Andrew McBride of the Richmond Department of Justice, these cases are as easy to prosecute as "picking change up off the street."

Myth: Federal gun crime prosecutions increased 25%

Fact: 1992: 9,885 BATF referrals for federal firearm purchase violations
1998: 4,391 (a 56% drop)
1999: 5,489 (a fictitious "25% increase")²⁸⁴

Fact: 1992: 12,084 BATF referrals for all firearm law violations
1998: 5,620 (a 53% drop)

Myth: The social cost of gun violence is enormous

Fact: Because guns are used an estimated 2.5 million times per year to *prevent* crimes, the cost savings in personal losses, police work, and court and prison expenses vastly outweighs the cost of criminal gun violence and gun accidents. The net savings, under a worst-case scenario, is about \$3.5 billion a year.²⁸⁵

Fact: Guns are used 65 times more often to prevent a crime than to commit one.²⁸⁶

Fact: The medical cost of gun violence is only 0.16% of America's annual health care expenditures.²⁸⁷

²⁸¹ United States Treasury and Justice Department Report, 1999

²⁸² *Federal Firearm Offenders* report, Bureau of Justice Statistics, June 4, 2000 – firearm suspects declined for prosecution by U.S. attorneys ... some of the reasons listed for not prosecuting known gun criminals include "minimal federal interest" and "DOJ/U.S. Attorney policy"

²⁸³ FBI Uniform Crime Statistics, 1999

²⁸⁴ BATF, 1999

²⁸⁵ *Suing Gun Manufacturers: Hazardous to Our Health*, Sterling Burnett, National Center for Policy Analysis, 1999

²⁸⁶ Taking Dr. Gary Kleck's estimate of 2.5 million gun defenses each year, divided by the FBI estimates of crimes committed with a firearm.

²⁸⁷ *Shooting in the dark: estimating the cost of firearm injuries*, Max W and Rice DP, Health Affairs, 1993

Fact: Drunken drivers killed 15,935 people in 1998²⁸⁸ while homicides with guns were 12,102 for the same year. Drunken drivers continue to kill people randomly despite a decade of increased strictness and social pressure against drunk drivers.

Myth: The social cost of gun violence is \$20-100 billion

Fact: One “study”²⁸⁹ included the lifetime earnings of people that die from guns, not just the true social costs. This included lost incomes of criminals killed by law-abiding citizens, costs associated with suicides, the “emotional costs experienced by relatives and friends of gunshot victims, and the fear and general reduction in quality of life ... including people who are not victimized”. If the same methodology were used to calculate the social savings from private gun ownership, we would see a benefit to society of half a trillion dollars, or 10% of the 1999 US Gross Domestic Product.

Fact: Another “study”²⁹⁰ started by polling people how much they would be willing to have their taxes raised in order to reduce firearm violence by 30%, and then projected these bids to the entire U.S. population. This seriously flawed methodology does not measure the “cost” of the problem, just what people are willing to spend to reduce the problem.

Fact: Social saving from private ownership is not used in these studies. One study²⁹¹ indicated between 240,000 and 300,000 defensive uses of firearms, as described by the victim, “... almost certainly had saved a life.”

Myth: Gun “buy-back” programs get guns off the streets

Fact: According to the federal government, gun ‘buy-backs’ have “no effect”.²⁹²

Fact: “Buy-backs” remove no more than 2% of the firearms within a community. And the firearms that are removed do not resemble guns used in crimes. “*There has never been any effect on crime results seen*”.²⁹³

Fact: Up to 62% of people trading in a firearm still have another at home, and 27% said they would or might buy another within a year.²⁹⁴

²⁸⁸ Compiled by Mothers Against Drunk Driving (MADD)

²⁸⁹ *The Financial Costs of Gun Violence*, Linda Gunderson, *Annals of Internal Medicine*, September 21, 1999

²⁹⁰ *Gun Violence: The Real Costs*, Ludwig, Cook, 2000

²⁹¹ *Armed Resistance To Crime*, Kleck, Gertz, *Journal of Criminal Law and Criminology*, vol. 86, no. 1, 1995: 150

²⁹² *Preventing Crime: What Works, What Doesn't, What's Promising*, National Institute of Justice, July 1998

²⁹³ Garen Wintemute, *Violence Prevention Research Program*, U.C., Davis, 1997

²⁹⁴ Jon Vernick, *John Hopkins Center for Gun Policy and Research*, Sacramento and St. Louis studies

Fact: More than 50% of the weapons bought via a gun buy back program were over 15 years old, whereas almost half of firearms seized from juveniles are less than three years old.²⁹⁵

Fact: 81% of police surveyed believe buy-backs are ineffective in reducing gun violence.²⁹⁶

Fact: According to a variety of sources, the actual effect is that gun buy-back programs:

- Disarm future crime victims, creating new social costs
- Give criminals an easy way to dispose of evidence
- Acquire guns from those least likely to commit crimes (the elderly, women, etc.)
- Result in cheap guns being bought by private individuals and sold to the government for a profit
- Cause guns to be stolen and sold to the police, creating more crime
- Seldom return stolen guns to their rightful owners

Fact: "They do very little good. Guns arriving at buy-backs are simply not the same guns that would otherwise have been used in crime. If you look at the people who are turning in firearms, they are consistently the least crime-prone [ed: least likely to commit crimes]: older people and women."²⁹⁷

Myth: Closing down “kitchen table” gun dealers will reduce guns on the street

Fact: 43% of gun dealers had no inventory and sold no guns at all. Congressional testimony documented that the large number of low-volume gun dealers is a direct result of BATF policy. The BATF once prosecuted gun collectors who sold as few as three guns per year at gun shows, claiming that they were unlicensed, and therefore illegal, gun dealers. To avoid such harassment, thousands of American gun collectors became licensed gun dealers. Now the BATF claims not to have the resources to audit the paperwork monster it created.

Fact: Reforms of the Federal Firearm Licensing program – mainly focused at small volume retailers and traders – produced no significant results in firearm crime rates.²⁹⁸

Myth: Only the government should have guns

Fact: Only if you want criminals to have them as well. Loose inventory controls are notorious in government agencies, as shown by the Immigration and Naturalization Service (INS) that has “misplaced” 539 weapons, including a gas-grenade launcher and 39 automatic rifles or machine guns. Six guns were eventually linked to crimes (two guns had been used in armed robberies, one

²⁹⁵ District of Columbia buyback program, 1999

²⁹⁶ *Gun Policy & Law Enforcement survey*, PoliceOne, March 2013

²⁹⁷ David Kennedy, Senior Researcher, Harvard University Kennedy School Program in Criminal Justice, in appearance on Fox News, November 22, 2000

²⁹⁸ Christopher Koper of Pennsylvania's Jerry Lee Center of Criminology, reported in *Criminology & Public Policy*, American Society of Criminology, March 2002

was confiscated in a raid on a drug laboratory, two others during arrests and one was being held as evidence in a homicide investigation).²⁹⁹ In July of 2001, it was reported that the FBI lost 449 weapons, including machine guns.

Myth: “Safe storage” laws protect people

Fact: Fifteen states that passed “safe storage” laws saw 300 more murders, 3,860 more rapes, 24,650 more robberies, and over 25,000 more aggravated assaults in the first five years. On average, the annual costs borne by victims averaged over \$2.6 billion as a result of lost productivity, out-of-pocket expenses, medical bills, and property losses. “The problem is, you see no decrease in either juvenile accidental gun deaths or suicides when such laws are enacted, but you do see an increase in crime rates.”³⁰⁰

Fact: Only five American children under the age of 10 died of accidents involving handguns in 1997.³⁰¹ Thus, the need for “safe storage” laws appears to be low.

Fact: In Merced California, an intruder stabbed three children to death with a pitchfork. The oldest child had been trained by her father in firearms use, but could not save her siblings from the attacker because the gun was locked away to comply with the state’s “safe storage” law.³⁰²

Myth: Local background checks reduce gun suicides³⁰³

Fact: The research reports only a change in the “firearm suicide rate” and not the total suicide rate. No strict correlation between overall suicides and background checks exists.

Fact: The report did not explain the disparity between states that had local background checks and radically different suicide rates (Hawaii with 2.82/100,000 and Washington with 9.28/100,000). Nor did it explain how states with different levels of background checks have nearly identical suicide rates (Hawaii has local checks and a 2.82 firearm suicide rate while New York uses state checks and has a lower 2.72 rate).

Fact: The report was a two-year snapshot, which makes trending impossible. Proper analysis would have examined change in suicide rates in states before and after background check policy changed.

²⁹⁹ Associated Press report, April 17, 2001

³⁰⁰ *Safe Storage Gun Laws: Accidental Deaths, Suicides, and Crime*, Prof. John Lott, Yale School of Law, March 2000

³⁰¹ *Safe Storage Gun Laws: Accidental Deaths, Suicides, and Crime*, Prof. John Lott, Yale School of Law, March 2000

³⁰² Sierra Times and various wire services, September 2000

³⁰³ This myth derives from *Firearm Death Rates and Association with Level of Firearm Purchase Background Check*, Steven A. Sumner, Layde, Guse, American Journal of Preventive Medicine, Volume 35, Issue 1, Pages 1-86 (July 2008)

Fact: Researchers split homicide and suicide propensity controls by age (65+ for suicides and 15-29 for homicides).

Guns in Other Countries

Myth: Countries with strict gun control have less crime

Fact: In America, we can demonstrate that private ownership of guns reduces crime, but from country to country there is no correlation between gun availability and the violent crime rate. Consider this:

Or, to use detailed data, we can contrast the per capita homicide rate with the per capita gun ownership rate between different industrialized countries (see graph below). Contrasting the data shows zero correlation between the availability of guns and the overall homicide rate.

		Crime Rate	
		High	Low
Gun Availability	High	United States	Switzerland
	Low	Mexico	Japan

Fact: Countries with the strictest gun-control laws also tended to have the highest homicide rates.³⁰⁴

Fact: According to the U.N., as of 2005, Scotland was the most violent country in the developed world, with people three times more likely to be assaulted than in America. Violent crime there has doubled over the last 20 years. 3% of Scots had been victims of assault compared with 1.2% in America.³⁰⁵

Fact: “... the major surveys completed in the past 20 years or more provide no evidence of any relationship between the total number of legally held firearms in society and the rate of armed crime. Nor is there a relationship between the severity of controls imposed in various countries or the mass of bureaucracy involved with many control systems with the apparent ease of access to firearms by criminals and terrorists.”³⁰⁶

Fact: Even if we examine just firearm ownership and firearm homicide by country, we see no correlation between the two.³⁰⁷

³⁰⁴ *Violence, Guns and Drugs: A Cross-Country Analysis*, Jeffery A. Miron, Department of Economics, Boston University, University of Chicago Press Journal of Law & Economics, October 2001

³⁰⁵ *Scotland tops list of world's most violent countries*, The Times, September 19, 2005

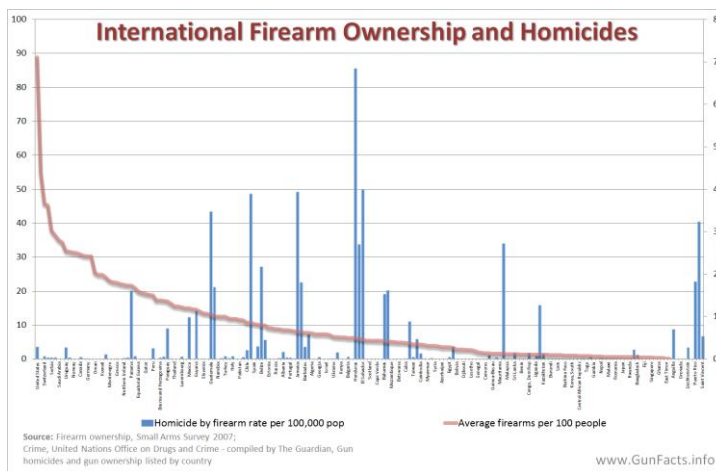
³⁰⁶ *Minutes of Evidence*, Colin Greenwood, Select Committee on Northern Ireland Affairs, January 29, 2003

³⁰⁷ Firearm ownership, Small Arms Survey 2007; Crime, United Nations Office on Drugs and Crime - compiled by The Guardian, *Gun homicides and gun ownership listed by country*

Fact: Switzerland has relatively lenient gun control for Europe³⁰⁸, and has the third-lowest homicide rate of the top nine major European countries, and the same per capita rate as England and Wales.³⁰⁹

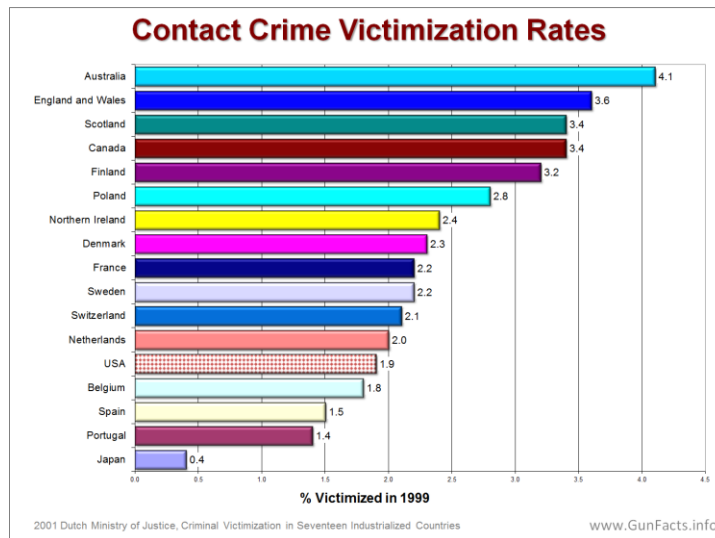
Fact: Indeed, the Swiss basically have a military rifle in nearly every closet. “Everybody who has served in the army is allowed to keep their personal weapon, even after the end of their military service.”³¹⁰

Fact: “We don’t have as many guns [in Brazil] as the United States, but we use them more.”³¹¹ Brazil has mandatory licensing, registration, and maximum personal ownership quotas. It now bans any new sales to private citizens. Their homicide rate is almost three (3) times higher than the U.S.³¹²



Fact: In Canada around 1920, before there was any form of gun control, their homicide rate was 7% of the U.S rate. By 1986, and after significant gun control legislation, Canada’s homicide rate was 35% of the U.S. rate – a significant increase.³¹³ In 2003, Canada had a violent crime rate more than double that of the U.S. (963 vs. 475 per 100,000).³¹⁴

Fact: One study of Canadian firearm law and homicide rates spanning 34 years "failed to demonstrate a beneficial



³⁰⁸ In Switzerland, handguns are obtainable once a person obtains a simple police permit which is valid for six months. *Federal law over weapons, weapon accessories and ammunition (weapon law, WG)*, Federal Assembly of the Swiss Confederation, May 2007

³⁰⁹ Carol Kalish, *International Crime Rates*, Bureau of Justice Statistics Special Report (Washington: Department of Justice, May 1988). 1984 data for Switzerland, and the 1983 data for England and Wales.

³¹⁰ *Army rifles remain racked at home*, Swiss Defense Ministry statement, May 15, 2004

³¹¹ *Chocolates for guns? Brazil targets gun violence*, Rubem César Fernandes, executive secretary of Viva Rio, a nongovernmental agency that studies urban crime, *Christian Science Monitor*, August 10, 1999

³¹² *Homicide trends in the United States*, U.S. data: Bureau of Justice Statistics, September 2004. Brazil data: Nations Educational, Scientific and Cultural Organization, 2005.

³¹³ *Targeting Guns*, Gary Kleck, Aldine Transaction, 1997, at 360

³¹⁴ Juristat: Crime Statistics in Canada, 2004 and FBI Uniform Crime Statistics online

association between legislation and firearm homicide rates" for three major gun control bills.³¹⁵

Fact: Many of the countries with the strictest gun control have the highest rates of violent crime. Australia and England, which have virtually banned gun ownership, have the highest rates of robbery, sexual assault, and assault with force of the top 17 industrialized countries.³¹⁶

Fact: The crime rate is 66% higher in four Canadian Prairie Provinces than in the northern US states across the border.³¹⁷

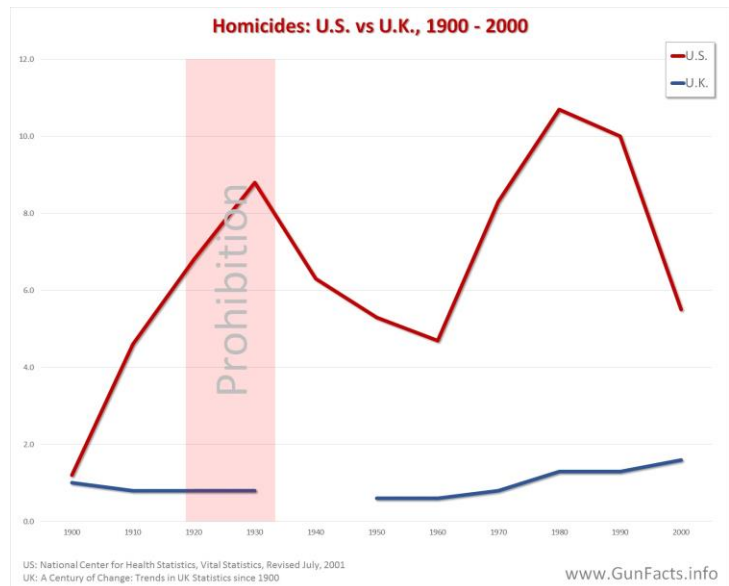
Fact: Strict controls over existing arms failed in Finland. Despite needs-based licensing, storage laws and transportation restrictions,³¹⁸ Finland experienced a multiple killing school shooting in 2007.³¹⁹

Myth: Britain has strict gun control and thus a low crime rate

Fact: The United Kingdom has *always* had a lower homicide rate than the United States, even when British citizens could legally buy machine guns (Britain's modern era of gun control did not ramp up until the 1960s). The difference is cultural, not legal.

Fact: Since gun banning has escalated in the UK, the rate of crime – especially violent crime – has risen.

Fact: Ironically, firearm use in crimes in the UK has *doubled* in the decade since handguns were banned.³²⁰



Fact: Britain has the highest rate of violent crime in Europe, more so than the United States or even South Africa. They also have the

³¹⁵ *Canadian Firearms Legislation and Effects on Homicide 1974 to 2008*, Caillin Langmann, Journal of Interpersonal Violence, September 30, 2011

³¹⁶ *Criminal Victimization in Seventeen Industrialized Countries*, Dutch Ministry of Justice, 2001

³¹⁷ *A Comparison of Violent and Firearm Crime Rates in the Canadian Prairie Provinces and Four U.S. Border States, 1961-2003*, Parliamentary Research Branch of the Library of Parliament, March 7, 2005

³¹⁸ *National Report by Finland*, United Nations Office for Disarmament Affairs

³¹⁹ Pekka-Eric Auvinen shooting in Tuusula, Finland on November 8, 2007

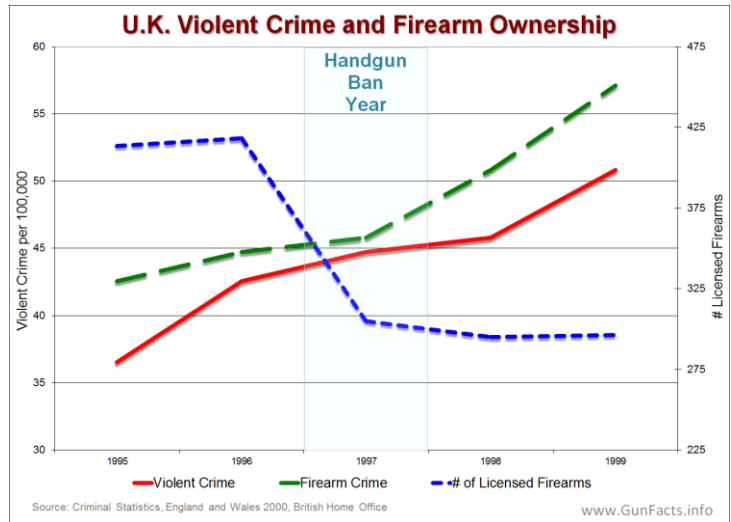
³²⁰ *Weapons sell for just £50 as suspects and victims grow ever younger*, The Times, August 24, 2007

second highest overall crime rate in the European Union. In 2008, Britain had a violent crime rate nearly five times higher than the United States (2034 vs. 446 per 100,000 population).³²¹

Fact: 67% of British residents surveyed believe that “As a result of gun and knife crime [rising], the area I live in is not as safe as it was five years ago.”³²²

Fact: U.K. street robberies soared 28% in 2001. Violent crime was up 11%, murders up 4%, and rapes were up 14%.³²³

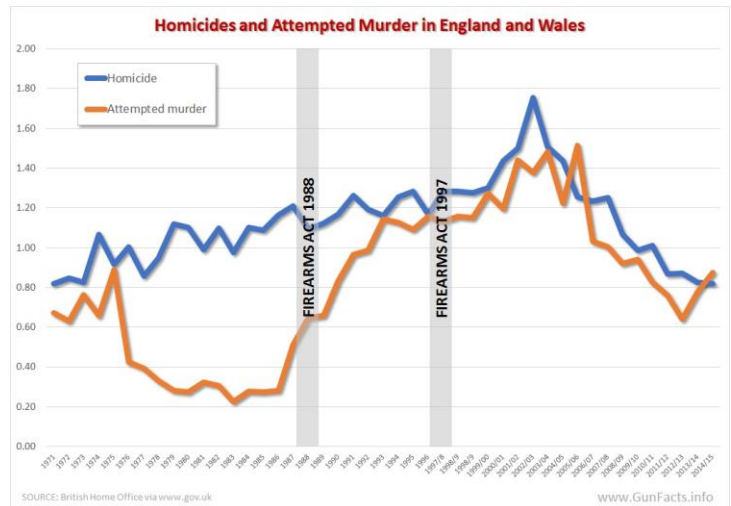
Fact: This trend continued in the U.K in 2004 with a 10% increase in street crime, 8% increase in muggings, and a 22% increase in robberies.



Fact: In 1919, before it had any gun control, the U.K. had a homicide rate that was 8% of the U.S. rate. By 1986, and after enacting significant gun control, the rate was 9% – practically unchanged.³²⁴

Fact: “... [There is] nothing in the statistics for England and Wales to suggest that either the stricter controls on handguns prior to 1997 or the ban imposed since have controlled access to such firearms by criminals.”³²⁵

Fact: Comparing crime rates between America and Britain is fundamentally flawed. In America, a gun crime is recorded as a gun crime. In Britain, a crime is only recorded when there is a final disposition (a conviction). All unsolved gun crimes in Britain are not reported as gun crimes, grossly undercounting the amount of gun crime there.³²⁶



³²¹ *The most violent country in Europe: Britain is also worse than South Africa and U.S.*, Daily Mail, July 3, 2009, citing a joint report of the European Commission and United Nations

³²² YouGov survey of 2,156 residents in Sept 2007

³²³ British Home Office, reported by BBC news, July 12, 2002

³²⁴ *Targeting Guns*, Gary Kleck, Aldine Transaction, 1997, at 359

³²⁵ *Minutes of Evidence*, Colin Greenwood, Select Committee on Northern Ireland Affairs, January 29, 2003

³²⁶ *Fear in Britain*, Gallant, Hills, Kopel, Independence Institute, July 18, 2000

has been exposed for falsifying criminal reports to create falsely lower crime figures, in part to preserve tourism.³²⁷

Fact: An ongoing parliamentary inquiry in Britain into the growing number of black market weapons has concluded that there are more than three million illegally held firearms in circulation – double the number believed to have been held 10 years ago – and that criminals are more willing than ever to use them. One in three criminals under the age of 25 possesses or has access to a firearm.³²⁸

Fact: Handgun homicides in England and Wales reached an all-time high in 2000, years after a virtual ban on private handgun ownership. More than 3,000 crimes involving handguns were recorded in 1999-2000, including 42 homicides, 310 cases of attempted murder, 2,561 robberies and 204 burglaries.³²⁹

British Offenses in 2000	
Offense category	Increase from pre-ban
Armed Robbery	170.1%
Kidnapping/abduction	144.0%
Assault	130.9%
Attempted murder	117.6%
Sexual assault	112.6%

Fact: Handguns were used in 3,685 British offenses in 2000 compared with 2,648 in 1997, an increase of 40%.³³⁰ It is interesting to note:

- Of the 20 areas with the lowest number of legal firearms, 10 had an above average level of “gun crime.”
- Of the 20 areas with the *highest* levels of legal guns, only 2 had armed crime levels above the average.

Fact: Between 1997 and 1999, there were 429 murders in London, the highest two-year figure for more than 10 years – nearly two-thirds of those involved firearms – in a country that has virtually banned private firearm ownership.³³¹

Fact: Over the last century, the British crime rate was largely unchanged. In the late nineteenth century, the per capita homicide rate in Britain was between 1.0 and 1.5 per 100,000.³³² In the late twentieth century, after a near ban on gun ownership, the homicide rate is around 1.4.³³³ This implies that the homicide rate did not vary with either the level of gun control or gun availability.

Fact: The U.K. has strict gun control and a rising homicide rate of 1.4 per 100,000. Switzerland has the highest per capita firearm ownership rate on the planet (all males age 20 to 42 are required

³²⁷ *Crime Figures a Sham, Say Police*, Daily Telegraph, April 1, 1996

³²⁸ Reported in *The Guardian*, September 3, 2000

³²⁹ *42 killed by handguns last year*, *The Times*, January 10, 2001, reporting on statistics supplied by the British Home Office

³³⁰ *Illegal Firearms in the UK*, Centre for Defense Studies at King's College in London, July 2001

³³¹ *Illegal Firearms in the UK*, Centre for Defense Studies at King's College in London, July 2001

³³² *Crime and Society in England 1750-1900*, Clive Emsley, 1987, at 36

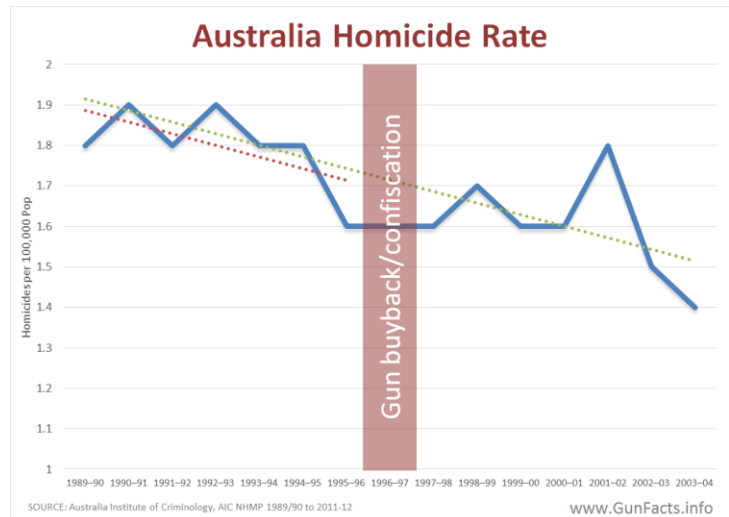
³³³ *Where Kids and Guns Do Mix*, Stephen P. Halbrook, *Wall Street Journal*, June 1999

to keep rifles or pistols at home) and has a homicide rate of 1.2 per 100,000. To date, there has never been a schoolyard massacre in Switzerland.³³⁴

Fact: "... the scale of gun crime in the capital [London] has forced senior officers to set up a specialist unit to deal with ... shootings."³³⁵

Myth: Gun control in Australia is curbing crime

Fact: Homicides were falling *before* the Australian firearm ban. In the seven years before and after the Australian ban, the rate of decline was identical (down to four decimal places). Homicides dropped steeply starting in 2003, but all of this decline was associated with non-firearm and non-knife murders (fewer beatings, poisonings, drownings, etc.).³³⁶



Fact: Crime has been rising since enacting a sweeping ban on private gun ownership. In the first two years after the ban, government statistics showed a dramatic increase in criminal activity.³³⁷ In 2001-2002, homicides were up another 20%.³³⁸ From the inception of firearm confiscation to March 27, 2000, the numbers are:

- Firearm-related murders were up 19%
- Armed robberies were up 69%
- Home invasions were up 21%

The sad part is that in the 15 years before the national gun confiscation:

- Firearm-related homicides dropped nearly 66%
- Firearm-related deaths fell 50%

Fact: Gun crimes have been rising throughout Australia since guns were banned. In Sydney alone, robbery rates with guns rose 160% in 2001, more than in the previous year.³³⁹

³³⁴ *Where Kids and Guns Do Mix*, Stephen P. Halbrook, Wall Street Journal, June 1999

³³⁵ Associated News Media, April 30, 2001

³³⁶ Australia Institute of Criminology, AIC NHMP 1989/90 to 2011-12

³³⁷ *Crime and Justice - Crimes Recorded by Police*, Australian Bureau of Statistics, 2000

³³⁸ *Report #46: Homicide in Australia, 2001-2002*, Australian Institute of Criminology, April 2003

³³⁹ *Costa targets armed robbers*, The Sydney Morning Herald, April 4, 2002

Fact: A ten-year Australian study has concluded that firearm confiscation had no effect on crime rates.³⁴⁰ A separate report also concluded that Australia’s 1996 gun control laws “found [no] evidence for an impact of the laws on the pre-existing decline in firearm homicides”³⁴¹ and yet another report from Australia for a similar time period indicates the same lack of decline in firearm homicides.³⁴²

Fact: Despite having much stricter gun control than New Zealand (including a near ban on handguns) firearm homicides in both countries track one another over 25 years, indicating that gun control is not a control variable.³⁴³

Myth: Japan has strict gun control and a less violent society

Fact: In Japan, the total murder rate is almost 1 per 100,000. In the U.S., there are about 3.2 murders per 100,000 people each year by weapons other than firearms.³⁴⁴ *This means that even if firearms in the U.S. could be eliminated, the U.S. would still have three times the murder rate of the Japanese.*

Myth: Gun bans elsewhere work

Fact: Though illegal, side-street gun makers thrive in the Philippines, primarily hand crafting exact replicas of submachine guns, which are often the simplest type of gun to manufacture. Estimates are that almost half of all guns in the Philippines are illegal.³⁴⁵

Fact: Chinese police destroyed 113 illegal gun factories and shops in a three-month crackdown in 2006. Police seized 2,445 tons of explosives, 4.81 million detonators and 117,000 guns.³⁴⁶

³⁴⁰ *Gun Laws and Sudden Death: Did the Australian Firearms Legislation of 1996 Make a Difference?*, Dr. Jeanine Baker and Dr. Samara McPhedran, *British Journal of Criminology*, November 2006.

³⁴¹ *Austrian firearms: data require cautious approach*, S. McPhedran, S. McPhedran, and J. Baker, *The British Journal of Psychiatry*, 2007, 191:562

³⁴² *Australian firearms legislation and unintentional firearm deaths a theoretical explanation for the absence of decline following the 1996 gun laws* *Public Health*, Samara McPhedran, Jeanine Baker, *Public Health*, Volume 122, Issue 3

³⁴³ *Firearm Homicide in Australia, Canada, and New Zealand: What Can We Learn From Long-Term International Comparisons?*, Samara McPhedran, Jeanine Baker, and Pooja Singh, *Journal of Interpersonal Violence*, March 16, 2010

³⁴⁴ Japan data: 1996 *Demographic Yearbook*, United Nations, 1998; US data: FBI Uniform Crime Statistics, 1996.

³⁴⁵ *Filipino gunsmiths are making a killing*, *Taipei Times*, May 7, 2005

³⁴⁶ *China Radio International Online*, September 7, 2006

Myth: The United States has the highest violence rate because of lax gun control

Fact: The top 100 countries for homicide do not include the U.S.³⁴⁷ The top ten countries all have near or total firearm bans.

Myth: The U.S. has the highest rate of firearm deaths among 25 high-income countries

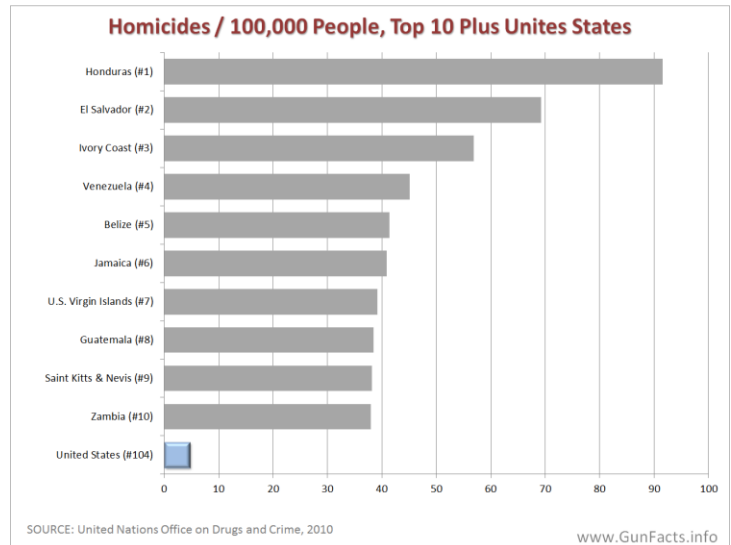
Fact: 60% of American “gun deaths” are suicides³⁴⁸ and the U.S. has a suicide rate 11% higher³⁴⁹ than international averages. This accounts for most of the difference.

Fact: The U.S. has a violent crime rate lower than 12 of 17 industrialized countries³⁵⁰ due in large part to the 2.5 million annual defense gun uses.³⁵¹

Myth: The United States is the source of 90% of drug syndicate guns in Mexico

Fact: This is an often-misquoted data point from the BATFE, who said 90% of the firearms that have been *interdicted in transport* to Mexico or recovered in Mexico came from the United States. Thus, the 90% number includes only the firearms American and Mexican police stop in transport.³⁵²

Fact: The original 90% number was derived from the number of firearms successfully traced, not the total number of firearms criminally used. For 2007-2008, Mexican officials recovered approximately 29,000 firearms from crime scenes and asked for BATFE traces of 11,000. Of those, the BATFE could trace roughly 6,000 of which 5,114 were confirmed to have come from



³⁴⁷ SOURCE: United Nations Office on Drugs and Crime, 2010

³⁴⁸ Center for Disease Control WISQARS Fatal Injury Data is the National Vital Statistics System for 2010

³⁴⁹ World Health Organization, mortality database as of November 2006

³⁵⁰ *Criminal Victimization in Seventeen Industrialized Countries*, Dutch Ministry of Justice, 2001

³⁵¹ *Targeting Guns*, Gary Kleck, Aldine Transaction, 1997

³⁵² *Mexico's Massive Illegal weapons coming from China and the U.S.*, American Chronicle, March 14, 2009

the United States. Thus, 83% of the crime guns recovered in Mexico have not been or cannot be traced to America and the real number is most likely 17%.³⁵³

Fact: Mexican drug syndicates can buy guns anywhere. For the relatively under-powered civilian rifles coming from the United States, drug runners would pay between 300% and 400% above the market price. Thus, they can and are buying guns around the world.³⁵⁴

Fact: Mexican drug cartels – with \$40 billion in annual revenues – have military armament that includes hand grenades, grenade launchers, armor-piercing munitions, antitank rockets and assault rifles smuggled in from Central American countries.³⁵⁵ These are infantry weapons bought from around the world and not civilian rifles from the United States.

Myth: Mexico seizes 2,000 guns a day from the United States

Fact: The Mexican attorney general's office reports seizing a total of 29,000 weapons in all of 2007 and 2008, or about 14,500 weapons a year. And that is *all* types of weapons, regardless of country of origin.³⁵⁶ Had they actually seized approximately 2,000 weapons per day, the total number of seized guns would be closer to 1,460,000.

Myth: Thousands of guns go into Mexico from the U.S. every day

Fact: In Senate Committee testimony, the BATFE said the number was likely at worst to be in the “hundreds”.³⁵⁷ As evidenced above, for 2007 and 2008, the average for all firearms seizures was closer to 40 per day (29,000 guns/730 days), and only a fraction of these came from the USA by any means.

³⁵³ *The Myth of 90 Percent*, Fox News, April 2, 2009, BATFE data distilled by William La Jeunesse and Maxim Lott

³⁵⁴ *Southwest Border Region--Drug Transportation and Homeland Security Issues*, National Drug Intelligence Center, October 2007

³⁵⁵ *Drug cartels' new weaponry means war*, Los Angeles Times, March 15, 2009

³⁵⁶ *The Myth of 90 Percent*, William La Jeunesse and Maxim Lott, Fox News, April 2, 2009

³⁵⁷ Senate Committee Judiciary, William Hoover, Assistant Director, Bureau of Alcohol, Tobacco, & Firearms, March 17, 2009

Licensing and Registration

Myth: Other countries register guns to fight crime

Fact: In these countries, non-registration rates (people keeping guns without registering them) are high, ranging from 22% as many unregistered as registered (Australia) to 1,500% as many unregistered (Greece).³⁵⁸

Fact: Most of these laws were enacted in the post-World War I period to prevent civil uprisings as had occurred in Russia. A report of “Committee on the Control of Firearms,” written by British Home Office officials in 1918, was the basis for registration in the U.K., Australia, Canada, and New Zealand.³⁵⁹

Fact: Although restrictions were few in the United States and the number of legally held handguns exceeded those on the Canadian side by a factor of ten, rates of homicide were virtually identical.³⁶⁰

Fact: Even so, registration does not prevent gun crimes. In a one week period, a licensed gun owner killed 12 people in England³⁶¹ and a Chinese security guard killed three judges in a court building³⁶² despite complete licensing and registration

Myth: Gun registration works

Fact: Internationally, there is no correlation between registration rates, percent of unregistered weapons, and homicide rates.³⁶³

Fact: Not in California. California has had handgun registration since 1909³⁶⁴ and it has not had any impact on violent crime rates.³⁶⁵

³⁵⁸ *Small Arms Survey, 2003*

³⁵⁹ *Response to Philip Alpers' submission to the California State Assembly Select Committee on Gun Violence, Steven W. Kendrick, January 2000*

³⁶⁰ *Homicide and the Prevalence of Handguns: Canada and the United States, 1976 to 1980, American Journal of Epidemiology, Brandon Centrewall, Volume 134, December 1991. Though the rate of homicides as a whole were different, when demographics between the two cities were equalized, the homicide rates matched.*

³⁶¹ *Gun control and ownership laws in the UK, BBC, June 3, 2010*

³⁶² *Man shoots dead three judges in China court, Bangkok Post, June 1, 2010*

³⁶³ *Small Arms Survey, 2003 for registration rates, United Nations Office on Drugs and Crime, for homicide statistics*

³⁶⁴ In conversation between the author of *Gun Facts* and a representative of California Department of Justice.

³⁶⁵ FBI, Uniform Crime Reports, via the *Data Online* data analysis tool on the website of the Bureau of Justice Statistics.

Fact: Not in New Zealand. They repealed their gun registration law in the 1980s after police acknowledged its worthlessness.³⁶⁶

Fact: Not in Australia. One report states, "It seems just to be an elaborate system of arithmetic with no tangible aim. Probably, and with the best of intentions, it may have been thought that if it were known what firearms each individual in Victoria owned, some form of control may be exercised, and those who were guilty of criminal misuse could be readily identified. This is a fallacy, and has been proven not to be the case."³⁶⁷ In addition, cost to Australian taxpayers exceeded \$200 million annually.³⁶⁸

Fact: Not in Canada. More than 20,000 Canadian gun-owners have publicly refused to register their firearms. Many others (as many as 300,000³⁶⁹) are silently ignoring the law.

- The provincial governments of Alberta, Saskatchewan, and Manitoba have dumped both the administration and the enforcement of all federal gun-control laws right back into Ottawa's lap, throwing the Canadian government into a paper civil war.
- And all at a cost more than 1,646% the original projected cost³⁷⁰ (the original cost was estimated at 5% of all police expenditures in Canada³⁷¹). "The gun registry as it sits right now is causing law abiding citizens to register their guns but it does nothing to take one illegal gun off the street or to increase any type of penalty for anybody that violates any part of the legislation," according to Al Koenig, President, Calgary Police Association.³⁷² "We have an ongoing gun crisis, including firearms-related homicides lately in Toronto, and a law registering firearms has neither deterred these crimes nor helped us solve any of them," according to Toronto police Chief Julian Fantino.³⁷³
- The system was so bad that six Canadian provinces (British Columbia, Manitoba, Saskatchewan, Alberta, Nova Scotia, and Ontario) are refusing to prosecute firearm owners who fail to register.³⁷⁴
- A bill to abolish the registry has been tabled (introduced) in the Canadian Parliament, which if passed, would eliminate the registry completely.³⁷⁵
- A Saskatchewan MP who endorsed the long gun registry when first proposed has introduced legislation to abolish it stating that, "[the registry] has not saved one life in Canada, and it has been a financial sinkhole ... absolutely useless in helping locate the 255,000 people who have been prohibited from owning firearms by the courts."³⁷⁶
- In April 2012, the Canadian long gun registry was terminated.

³⁶⁶ Background to the Introduction of Firearms User Licensing Instead of Rifle and Shotgun Registration Under the Arms Act 1983 (Wellington, New Zealand: n.p., 1983)

³⁶⁷ Registration Firearms System, Chief Inspector Newgreen, CRB File 39-1-1385/84

³⁶⁸ *The Failed Experiment: Gun Control and Public Safety in Canada, Australia, England and Wales*, Gary Mauser, The Fraser Institute, 2003

³⁶⁹ Standing Committee on Justice and Human Rights, Evidence number 55, June 5, 2003

³⁷⁰ *Ottawa Under Pressure Over Gun Registry Fiasco*, David Ljunggren, Reuters, December 4, 2002

³⁷¹ *When 'Gun Control' costs lives*, John Lott, Firing Line, September 2001

³⁷² Calgary Herald, September 1, 2000

³⁷³ *Opponents increase pressure to halt Canada's gun control program*, Associated Press, Jan 3, 2002

³⁷⁴ *Victoria won't enforce firearms act*, Vancouver Sun, June 06, 2003

³⁷⁵ *An Act to amend the Criminal Code and the Firearms Act*, Received first reading June 19, 2006

³⁷⁶ *\$2 billion worth of police will save more lives than one gun registry*, Garry Breitkreuz, National Post, February 27, 2009

Fact: Not in Germany. The Federal Republic of Germany began comprehensive gun registration in 1972. The government estimated that between 17,000,000 and 20,000,000 guns were to be registered, but only 3,200,000 surfaced, leaving 80% unaccounted for.³⁷⁷

Fact: Not in Boston, Cleveland, or California. These cities and state require registration of “assault weapons.” The compliance rate in Boston and Cleveland is about 1%.³⁷⁸

Fact: Criminals don’t register their guns, nor are they legally required to do so.³⁷⁹

Myth: Gun registration will help police find suspects

Fact: Registration is required in Hawaii, Chicago and Washington DC. Yet there has not been a single case where registration was instrumental in identifying someone who committed a crime.³⁸⁰ Criminals very rarely leave their guns at the scene of the crime. Would-be criminals also virtually never get licenses or register their weapons.

Fact: It may cause police to shoot citizens unnecessarily. “My research into more than a dozen raids that turned out badly is that ... the presence of a firearm wires officers into a much higher tendency to shoot. [T]he presence of a legally possessed firearm bought to protect the home may get totally innocent people killed by the police who casually use SWAT for drug search warrants especially if they register.”³⁸¹

Myth: Registration does not lead to confiscation

Fact: It did in Canada. The handgun registration law of 1934 was the source used to identify and confiscate (without compensation) over half of the registered handguns in 2001.³⁸²

Fact: It did in Germany. The 1928 Law on Firearms and Ammunition (before the Nazis came into power) required all firearms to be registered. When Hitler came into power, the existing lists were used for confiscating weapons.

Fact: It did in Australia. In 1996, the Australian government confiscated over 660,000 previously legal weapons from their citizens.

³⁷⁷ *Why Gun Registration will Fail*, Ted Drane, Australian Shooters Journal, May 1997

³⁷⁸ *The Samurai, the Mountie, and the Cowboy: Should America Adopt the Gun Controls of Other Democracies*, David B. Kopel, 231, n.210 (1992)

³⁷⁹ *Haynes vs. U.S.* 390 U.S. 85, 1968. The Supreme Court concluded that forcing a criminal to register their illegal guns was a form of self-incrimination.

³⁸⁰ *Gun Licensing Leads to Increased Crime, Lost Lives*, John Lott, L.A. Times, Aug 23, 2000

³⁸¹ Joseph McNamara, former San Jose, California police chief, fellow at Stanford University’s Hoover Institution quoted in *California Gun Law Paves the Way for Confiscation*, Reason, January 2014

³⁸² *Civil Disobedience In Canada: It Just Happened To Be Guns*, Dr. Paul Gallant, and Dr. Joanne Eisen, Idaho Observer, August 2000

Fact: It did in California. The 1989 Roberti-Roos Assault Weapons Control Act required registration. Due to shifting definitions of “assault weapons,” many legal firearms are now being confiscated by the California government.

Fact: It did in New York City. In 1967, New York City passed an ordinance requiring a citizen to obtain a permit to own a rifle or shotgun, which would then be registered. In 1991, the city passed a ban on the private possession of some semi-automatic rifles and shotguns, and “registered” owners were told that those firearms had to be surrendered, rendered inoperable, or taken out of the city.

Fact: It did in Bermuda, Cuba, Greece, Ireland, Jamaica, and Soviet Georgia as well.

Myth: Licensing will keep bad people from obtaining or using guns

Fact: Not in Canada. Canadian homicide rates were virtually unchanged before and after gun registration requirements were implemented (151 per 100,000 people in 1998 and 149 per 100,000 in 2002).³⁸³

Fact: In New York State alone, approximately 100,000 persons are convicted of unlicensed operation of a motor vehicle each year, and this is probably a small proportion of the actual number of people who drive without a valid license.³⁸⁴ Licensing requirements don’t stop ineligible people from driving, and they do not stop ineligible people from acquiring guns.

Fact: As long as the unlicensed purchaser is never caught with the handgun, the unlawful sale will go unnoticed. The risk of detection is negligible. If the unlicensed handgun owner is arrested, he could claim that he did not need a license because he had owned this handgun before licensing went into effect.³⁸⁵

Fact: Currently, federal prosecutors do not eagerly accept felon-in-possession cases for prosecution unless the felon is a hardened criminal who represents a threat to the public.³⁸⁶

Fact: According to the Supreme Court, criminals do not have to obtain licenses or register their weapons, as that would be an act of self-incrimination.³⁸⁷

Fact: Prohibition (which started as a ‘moderation’ movement) didn’t keep people from drinking. Instead it turned millions of otherwise honest and sober citizens into criminals, overnight.

³⁸³ Statistics Canada, Oct 1, 2003

³⁸⁴ Journal of Criminal Law and Criminology, Northwestern University School of Law, 1998

³⁸⁵ Journal of Criminal Law and Criminology, Northwestern University School of Law, 1998

³⁸⁶ *Old Chief v. United States: Stipulating Away Prosecutorial Accountability*, Daniel C. Richman, 83 Va. L. Rev. 939, 982-85 (1997)

³⁸⁷ Haynes vs. U.S. 390 U.S. 85, 1968

Fact: Most police do not see the benefit. “It is my belief that [licensing and registration] significantly misses the mark because it diverts our attention from what should be our common goal: holding the true criminals accountable for the crimes they commit and getting them off the street.”³⁸⁸

Fact: In 2005, agencies reported 1,400 arrests of persons denied a firearm or permit; but the U.S. Department of Justice accepted only 135 of those denial cases for prosecution.³⁸⁹ Given the poor performance of the Federal government in prosecuting felons identified by an instant background check trying to buy firearms, there is little to support firearm licensing as a crime prevention measure.

Myth: Guns from the U.S. create crime in other countries

Fact: Canada, which shares the longest and most open border with the U.S., doesn't think so, saying that guns from the U.S. are a "small part" of the problem.³⁹⁰

Myth: Guns should be registered and licensed like cars

Fact: You do not need a license to buy a car. You can buy as many as you want and drive them all you like on your own property without a license.

Fact: Cars are registered because they are (a) sources of tax revenue, (b) objects of fraud in some transactions, and (c) significant theft targets. Thus, we ask the government to track them.

Fact: There is no constitutionally guaranteed right to keep and bear automobiles, and thus they are subject to greater regulation than guns.

Fact: There are more guns in the U.S. than cars (228,000,000 guns and 207,754,000 automobiles). Yet you are 31 times more likely to be accidentally killed by a car than a gun according to the National Safety Council³⁹¹ ... despite cars having been registered and licensed for almost 100 years.

³⁸⁸ *When 'Gun Control' costs lives*, Bob Brooks, Firing Line, September 2001

³⁸⁹ *Background Checks for Firearm Transfers 2005*, U.S. Department of Justice, Office of Justice Programs, November 2006

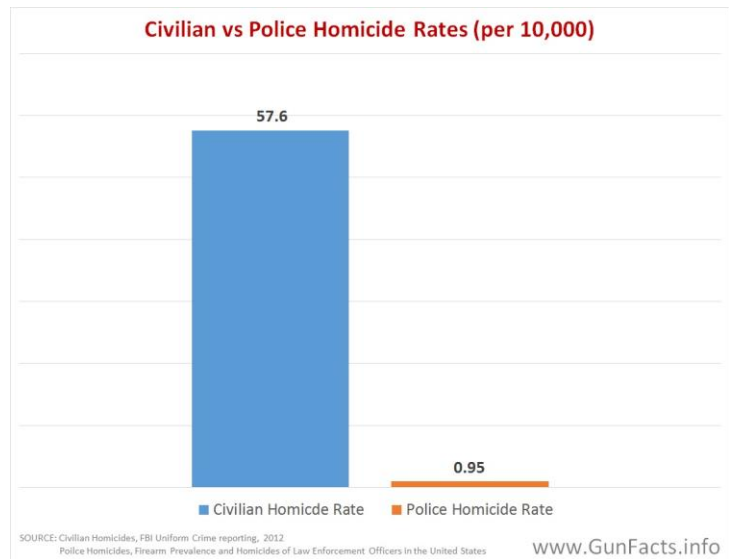
³⁹⁰ *Globe and Mail*, Paul Culver, August 15, 2005

³⁹¹ Automobiles estimates: Federal Highway Administration, October 1998. Firearm estimates: FBI Uniform Crime Statistics, 1996.

Police and Guns

Myth: More police officers are killed on duty in states with more guns

Fact: Police homicide rates are so low that statistical analysis begs inaccuracies due to the rareness of such killings. Using the study that made this claim³⁹² the rate of civilian homicides was 60 times that of police officers, using the *highest* rate of police homicides.³⁹³ To give you an idea of how small the numbers are, a mere 47 officers were killed with guns in 2014 (excluding firearm accidents).³⁹⁴ Thus, the researchers were attempting to compare police homicides for each state when, on average, there was less than one such homicide per state.



Myth: Police favor gun control

Fact: The National Association of Chiefs of Police polled its members³⁹⁵ and determined that:

- 86% want nationwide reciprocity for concealed carry licensees.
- 76% think armed citizen can help cops reduce violent crime.
- 88% believe any vetted (non-criminal) citizen should be able to buy a gun.

Fact: 94% of law enforcement officials believe that citizens should be able to purchase firearms for self-defense and sporting purposes.³⁹⁶

³⁹² *Firearm Prevalence and Homicides of Law Enforcement Officers in the United States*, Swedler, Simmons, Dominici, and Hemenway, *American Journal of Public Health*, October 2015

³⁹³ Using the average national civilian homicide covering the period of their study for police.

³⁹⁴ *Officer Down Memorial Page*

³⁹⁵ *28th Annual National Survey Results*, National Association of Chiefs of Police, 2016

³⁹⁶ *17th Annual National Survey of Police Chiefs & Sheriffs*, National Association of Chiefs of Police, 2005

Fact: In a survey of 15,000 law enforcement professionals:³⁹⁷

- 96% opposed limiting magazine capacity
- 91% think banning “assault weapons” would have no effect or a negative effect
- 62% said they would not enforce new gun control laws

Fact: 65.8% believe there should be no gun rationing, such as ‘one gun per month’ schemes.

Fact: 97.9% of police officers believe criminals are able to obtain any type of firearm through illegal means.

Fact: "Gun control has not worked in D.C. The only people who have guns are criminals. We have the strictest gun laws in the nation and one of the highest murder rates. It's quicker to pull your Smith & Wesson than to dial 911 if you're being robbed."³⁹⁸

Myth: Police are our protection — people don't need guns

Fact: Tell that to 14,196 murder victims, 345,031 robbery victims, and 79,770 rape victims who the police could not help.³⁹⁹

Fact: The courts have consistently ruled that the police do not have an obligation to protect individuals. In *Warren v. District of Columbia Metropolitan Police Department*, 444 A.2d 1 (D.C. App. 1981), the court stated "... courts have without exception concluded that when a municipality or other governmental entity undertakes to furnish police services, it assumes a duty only to the public at large and not to individual members of the community."

Fact: There are not enough police to protect everyone. In 1999, there were about 150,000 police officers on duty at any one time.⁴⁰⁰

- This is on-duty police. This includes desk clerks, command sergeants, etc. – far fewer than 150,000 cops are cruising your neighborhood.
- There were approximately 271,933,702 people living in the United States in 1999.⁴⁰¹
- Thus ***there is only one on-duty cop for every 1,813 citizens!***

Fact: Former Florida Attorney General Jim Smith told Florida legislators that police responded to only 200,000 of 700,000 calls for help to Dade County authorities.

³⁹⁷ *Gun Policy & Law Enforcement survey*, PoliceOne, March 2013

³⁹⁸ Lt. Lowell Duckett, Special Assistant to DC Police Chief; President, Black Police Caucus, *The Washington Post*, March 22, 1996

³⁹⁹ FBI Uniform Crime Statistics, 2014

⁴⁰⁰ US Justice Department, 1998

⁴⁰¹ US Census Bureau, 1999 estimate

Fact: The United States Department of Justice found that, in 1989, there were 168,881 crimes of violence for which police had not responded within 1 hour.

Fact: 95% of the time police arrive too late to prevent a crime or arrest the suspect.⁴⁰²

Fact: 75% of protective/restraining orders are violated and police often won't enforce them unless they witness the violation.⁴⁰³

Fact: Despite prompt law enforcement responses, most armed and violent attacks at schools were stopped by means other than law enforcement intervention.⁴⁰⁴ Often these interventions were by administrators, teachers, or other students who were licensed to carry firearms.

Myth: The supply of guns is a danger to law enforcement

Fact: The courts kill cops by letting felons out of prison early. Of police killed in the line of duty:

- 70% are killed by criminals with prior arrest records
- 53% of these criminals have prior convictions
- 22% are on probation when the officer is killed

Myth: “Cop Killer” bullets need to be banned

Fact: KTW rounds, wrongly labeled as “cop killer” bullets, were designed by police officers⁴⁰⁵, for use by police to penetrate hard targets like car windshields. KTWs have never been sold to the general public.⁴⁰⁶

Myth: Teflon bullets are designed to penetrate police bullet-proof vests

Fact: KTW rounds are Teflon coated to prevent heat build-up in a police officer's gun barrel, not to pierce body armor.⁴⁰⁷

⁴⁰² *This is 911 ... please hold*, Witkin, Gordon, Guttman, Monika and Lenzy, Tracy. U.S. News & World Report, June 17, 1998

⁴⁰³ *Anti-stalking laws usually are unable to protect targets*, Ellen Sorokin, Washington Times, April 16, 2000

⁴⁰⁴ *Threat Assessment In Schools*, U.S. Secret Service and U.S. Department of Education, 2002

⁴⁰⁵ Developed by Daniel Turcos (a police sergeant) and Donald Ward (Dr. Kopsch's special investigator)

⁴⁰⁶ *Cop Killer Bullets*, Mike Casey, July 2000

⁴⁰⁷ *Cop Killer Bullets*, Mike Casey, July 2000

.50 Caliber Rifles

Myth: .50-calibers are the favorite weapon of terrorists

Fact: Most terrorist attacks are in the form of bombings (90%). Other acts, such as kidnapping (6%), armed attack (2%), arson (1%), firebombing (1%), and other methods (2%), are far less common.⁴⁰⁸ Of the “armed attacks,” the most common weapons used are fully-automatic AK-47 rifles.

Fact: A single .50 caliber rifle costs upwards of \$10,000, yet terrorists can buy the favored AK-47 in Pakistan for less than \$200. History shows they opt for the AK-47.

Fact: .50-caliber rifles are heavy (20-35 pounds), expensive (from \$3,000 to \$10,000 each, with ammunition costing \$2-\$5 for each round), impossible to conceal (typically four feet long), usually single shot (slow to reload), and impractical for terrorists.

Fact: .50-caliber rifles have only been used in 18 crimes in the history of the United States.⁴⁰⁹

Myth: American gun makers sold .50-calibers to terrorists

Fact: This “study” by the anti-gun Violence Policy Center was inaccurate. The rifles in question were sold to the United States government. Years later, the U.S. government gave the rifles to Afghan freedom fighters to defeat the former Soviet Union. There is no direct connection between gun makers and terrorists, and none of the rifles have been used in terrorist actions.⁴¹⁰

Myth: .50-caliber shooters are terrorists in training

Fact: The average .50-caliber enthusiast is a successful businessman with an annual income of \$50,000 or more – hardly a terrorist profile.⁴¹¹

⁴⁰⁸ *Facts and Figures About Terrorism*, Dexter Ingram, Heritage Foundation, September 14, 2001 (some attacks had multiple methods which accounts for a total in excess of 100%).

⁴⁰⁹ *Weaponry: .50 Caliber Rifle Crime*, General Accounting Office Report number OSI-99-15R, revised Oct. 21, 2001.

⁴¹⁰ Barret Manufacturing letter on their web site available January 12, 2001. This was confirmed during a visit by the BATF according to Dave Kopel in a National Review article “Guns and (Character) Assassination”, December 21, 2001.

⁴¹¹ John Burt, Fifty Caliber Shooters Policy Institute, Congressional testimony

Myth: The Founding Fathers would have had no use for a .50-caliber rifle

Fact: Common guns of the early American republic were larger than .50-caliber, many measuring up to .812 caliber. The famous Kentucky Rifle (a name eventually given to most rifles made by German immigrants) was usually between .60 to .75-caliber.

Myth: .50-calibers are capable of piercing airline fuel tanks from a mile away

Fact: Most expert long-distance shooters cannot hit a stationary target under perfect, windless conditions at such distances (one notable exception in Vietnam⁴¹²). Ill-trained terrorists shooting a high-recoil .50-caliber rifle at fast moving targets – a 280 mph airplane – have no chance.

Fact: The only known uses of .50-caliber weapons in downing aircraft have been military aircraft using *fully-automatic machine guns* spraying fire while in combat against other aircraft, and as sniper fire on *stationary aircraft* (i.e., on the ground) on enemy airfields. Not even the military's best sharp shooters are going to ignite a jet's fuel tank when the jet is flying between 200-300 miles per hour.

Myth: .50-caliber bullets can penetrate concrete bunkers

Fact: "It takes 300 rounds to penetrate 2 meters of reinforced concrete at 100 meters."⁴¹³ At \$5 per round, it would cost a terrorist \$1,500 in ammunition to shoot into one bunker.

Myth: .50-caliber bullets can pierce light armor at 4 miles⁴¹⁴

Fact: "At 35 meters distance [0.5% of the mythical "four mile" distance], a .50-caliber round will go through one inch armor plate."⁴¹⁵ Piercing any armor at four miles is highly improbable.

Fact: "It is exceedingly difficult to hit a target, even a large one ... at anything over 1200 to 1500 yards by even highly trained individuals ... The ammo is designed for a machine gun, and is generally only good for 2-3 minute of angle [fraction of a degree] of accuracy. That equates to a

⁴¹² *One Shot, One Kill: American Combat Snipers in World War II, Korea, Vietnam, Beirut*, C. Sasser and C. Roberts, Pocket Books, referring to Marine sniper Carlos Hathcock.

⁴¹³ *An Infantryman's Guide to Combat in Built-up Area*, field manual 90-10-1, US Army, May 1993.

⁴¹⁴ Senator Dianne Feinstein, Senate testimony, March 9, 2001.

⁴¹⁵ *An Infantryman's Guide to Combat in Built-up Area*, field manual 90-10-1, US Army, May 1993.

30-45 inch circle at 1500 yards with a perfect rifle, no wind or other conditions and a trained shooter."⁴¹⁶

Myth: .50-caliber rifles can knock a helicopter from the sky

Fact: The terminal energy of a .50-caliber (6,000 ft-lbs) is not enough to knock a modern military aircraft from the sky unless it hits a critical component like a fuel line. Records exist showing this has been done with common, smaller caliber assault rifles such as AK-47s.

Myth: .50-caliber guns are for snipers

Fact: Americans have been long-distance target shooters since revolutionary times. According to period writings, Americans were shooting small targets at upwards of 150 yards using simple Kentucky long rifles and muskets.⁴¹⁷

Fact: "The use of [.50-caliber] by the IRA in Northern Ireland to shoot both soldiers and police officers at very short range (never more than 275 yards) also gave the weapon a worldwide notoriety when the world's media slapped a 'sniper' label on the terrorists taking the shots. They obviously were not and soon ran scared when professional snipers were deployed to stop them."⁴¹⁸

⁴¹⁶ *An Infantryman's Guide to Combat in Built-up Area*, field manual 90-10-1, US Army, May 1993.

⁴¹⁷ *Firearms Ownership & Manufacturing in Early America*, Clayton Cramer, unpublished.

⁴¹⁸ *Sniper*, Mark Spicer, Salamander Books, 2001.

Ballistic Fingerprinting

Myth: Every firearm leaves a unique "fingerprint" that can pinpoint the firearm used

Fact: A group of National Research Council scientists concluded that this has not yet been fully demonstrated. Their research suggests that the current technology for collecting and comparing images may not reliably distinguish very fine differences.⁴¹⁹

Fact: "Firearms that generate markings on cartridge casings can change with use and can also be readily altered by the users. They are not permanently defined like fingerprints or DNA."⁴²⁰

Fact: "Automated computer matching systems do not provide conclusive results."⁴²¹

Fact: "Because bullets are severely damaged on impact, they can only be examined manually".⁴²²

Fact: "Not all firearms generate markings on cartridge casings that can be identified back to the firearm."⁴²³

Fact: The same gun will produce different markings on bullets and casings, and different guns can produce similar markings.⁴²⁴ Additionally, the type of ammunition actually used in a crime could differ from the type used when the gun was originally test-fired -- a difference that could lead to significant error in suggesting possible matches.⁴²⁵

Fact: The rifle used in the Martin Luther King assassination was test fired 18 times under court supervision, and the results showed that no two bullets were marked alike.⁴²⁶ "Every test bullet was different because it was going over plating created by the previous bullet."

⁴¹⁹ *Ballistic Imaging*, Daniel Cork, John Rolph, Eugene Meieran, Carol Petrie, National Research Council, 2008

⁴²⁰ *Feasibility of a Ballistics Imaging Database for All New Handgun Sales*, Frederic Tulleners, California Department of Justice, Bureau of Forensic Services, October 2001 (henceforth *FBID*)

⁴²¹ *Feasibility of a Ballistics Imaging Database for All New Handgun Sales*, Frederic Tulleners, California Department of Justice, Bureau of Forensic Services, October 2001 (henceforth *FBID*)

⁴²² *Feasibility of a Ballistics Imaging Database for All New Handgun Sales*, Frederic Tulleners, California Department of Justice, Bureau of Forensic Services, October 2001 (henceforth *FBID*)

⁴²³ *Feasibility of a Ballistics Imaging Database for All New Handgun Sales*, Frederic Tulleners, California Department of Justice, Bureau of Forensic Services, October 2001 (henceforth *FBID*)

⁴²⁴ *Handbook of Firearms & Ballistics: Examining and Interpreting Forensic Evidence*, Heard, 1997.

⁴²⁵ *Ballistic Imaging*, Daniel Cork, John Rolph, Eugene Meieran, Carol Petrie, National Research Council, 2008

⁴²⁶ *Ballistics 'fingerprinting' not foolproof*, Baltimore Sun, October 15, 2002

Fact: "The common layman seems to believe that two bullets fired from the same weapon are identical, down to the very last striation placed on them by the weapon. The trained firearms examiner knows how far that is from reality."⁴²⁷

Myth: A database of ballistic profiles will allow police to trace gun crimes

Fact: The National Research Council deemed a national ballistics database as impractical due to practical limitations of current technology for generating and comparing images of ballistic markings.⁴²⁸

Fact: Maryland's ballistics database "is not doing anything"⁴²⁹ and "has not met the mission statement of the state police."⁴³⁰ In the first five years of implementation, it failed to lead to any criminal arrest or convictions, despite collecting over 80,000 specimens at a cost of \$2,567,633.⁴³¹

Fact: More than 70% of armed career criminals get their guns from "off-the-street sales" and "criminal acts" such as burglaries⁴³², and 71% of these firearms are stolen.⁴³³ Tracing these firearms will not lead to the criminals, as the trail stops at the last legal owner.

Fact: Computer image matching of cartridges fails between 38-62% of the time, depending on whether the cartridges are from the same or different manufacturers.⁴³⁴

Fact: "Automated computer matching systems do not provide conclusive results" requiring that "potential candidates be manually reviewed".⁴³⁵

Fact: Criminals currently remove serial numbers from stolen guns to hide their origin. The same simple shop tools can change a ballistic profile within minutes. "The minor alteration required

⁴²⁷ *AFTE Journal*, George G. Krivosta, Winter 2006 edition, Suffolk County Crime Laboratory, Hauppauge, New York

⁴²⁸ *Ballistic Imaging*, Daniel Cork, John Rolph, Eugene Meieran, Carol Petrie, National Research Council, 2008

⁴²⁹ *Maryland State Police Report Recommends Suspending Ballistics ID System*, Col. Thomas E. Hutchins, the state police superintendent, WBAL-TV web site, January 17, 2005

⁴³⁰ *Maryland State Police Report Recommends Suspending Ballistics ID System*, Col. Thomas E. Hutchins, the state police superintendent, WBAL-TV web site, January 17, 2005, Sgt. Thornnie Rouse, Maryland State police spokesman

⁴³¹ *MD-IBIS Progress Report #2*, Maryland State Police Forensic Sciences Division, September 2004

⁴³² *Protecting America*, Bureau of Alcohol, Tobacco and Firearms, 1992

⁴³³ *Armed and Considered Dangerous*, U.S. Department of Justice, 1986

⁴³⁴ *Feasibility of a Ballistics Imaging Database for All New Handgun Sales*, Frederic Tulleners, California Department of Justice, Bureau of Forensic Services, October 2001

⁴³⁵ *Feasibility of a Ballistics Imaging Database for All New Handgun Sales*, Frederic Tulleners, California Department of Justice, Bureau of Forensic Services, October 2001

less than 5 minutes of labor”.⁴³⁶ Criminals will make changing ballistic profiles part of their standard procedures.

Myth: Ballistic imaging is used in Maryland and New York and solves many crimes

Fact: Not so far. New York has not reported a single prosecution based on matched casings or bullets^{437, 438, 439} and Maryland had only a single instance in 2005.⁴⁴⁰ The cost for this lack of success in Maryland exceeds \$2,500,000 a year, and in New York it exceeds \$4,000,000.

Fact: In Syracuse, the police have submitted fewer than 400 handguns for ballistic testing over a three-year span because the system is inefficient.⁴⁴¹

Myth: A ballistic database is inexpensive to create/maintain

Fact: “... [A] huge inventory [of possible matches] will be generated for manual review.” “[The] number of candidate cases will be so large as to be impractical and will likely create logistic complications so great that they cannot be effectively addressed”.⁴⁴²

Myth: Police want a ballistic database

Fact: “The National Fraternal Order of Police does not support any Federal requirement to register privately owned firearms with the Federal government,” the group said. “And, even if such a database is limited to firearms manufactured in the future, the cost to create and maintain such a system, with such small chances that it would be used to solve a firearm crime, suggests to the F.O.P. that these are law enforcement dollars best spent elsewhere.”⁴⁴³

Fact: “We in law enforcement know it will not, does not, cannot work. Then, no one has considered the hundreds of millions of guns in the US that have never been registered or tested or printed.”⁴⁴⁴

⁴³⁶ *Feasibility of a Ballistics Imaging Database for All New Handgun Sales*, Frederic Tulleners, California Department of Justice, Bureau of Forensic Services, October 2001

⁴³⁷ *NY ballistic database firing blanks?*, Associated Press, June 3, 2004

⁴³⁸ *Ballistics 'fingerprinting' not foolproof*, Baltimore Sun, October 15, 2002

⁴³⁹ *Townsend backs New Rule on Sale of Assault Rifles*, Washington Post, October 30, 2002

⁴⁴⁰ *Ballistics Database Yields 1st Conviction*, Washington Post, April 2, 2005

⁴⁴¹ *400 guns wait to be traced by Syracuse police*, The Post-Standard, December 8, 2002.

⁴⁴² *Ballistics 'fingerprinting' not foolproof*, Baltimore Sun, October 15, 2002

⁴⁴³ *F.O.P. Viewpoint: Ballistics Imaging and Comparison Technology*, FOP Grand Lodge, October 2002

⁴⁴⁴ Joe Horn, Detective, Retired, Los Angeles County Sheriff's Dept., Small Arms Expert

Fact: “One, the barrel is one of the most easily changed parts of many guns and two, the barrel, and the signature it leaves on a bullet, is constantly changing.”⁴⁴⁵

⁴⁴⁵ Ted Deeds, chief operating officer of The Law Enforcement Alliance of America, Dodge Globe, Oct 24, 2002

Miscellaneous Gun Control Information

Firearms in the United States

Nobody is sure of exactly how many firearms are in circulation. This stems from a long history of no regulations on firearm ownership. In Gun Facts, we rely on the estimates presented in [Targeting Guns](#), which used estimates from before the creation of the federal Bureau of Alcohol, Tobacco and Firearms (BATF) augmented with their annual Firearms Commerce Reports.

We have continued that approach in our own estimates.

Number of firearms in America: Between 223,000,000⁴⁴⁶ and 290,000,000⁴⁴⁷

Handguns in circulation: 122,006,701 (2010)

Households with Firearms: Between 40-50%.

The number of households with firearms is impossible to accurately measure due to survey responses. Long ago criminologists noticed that women reporting a firearm in the home was much lower than men. This could mean any number of things, some being:

- Some women might not know there is a firearm in their house.
- Women don't like admitting guns are in their homes.
- Men lie in false bravado.

With the number of women admitting to firearm ownership rising, the first is considered most likely. This means that previous under reporting raises the percentages. Another problem is that some people do not like disclosing they own firearms. One survey, which concluded household firearm ownership was around 30% was conducted by the government. One explanation was that some people did not want their ownership recorded such that the government could take action (e.g. confiscation). If this is true for non-government surveys as well, the percentages rise even higher.

⁴⁴⁶ *Guns Used in Crime*, Bureau of Justice Statistics, Marianne W. Zawitz, 1995

⁴⁴⁷ *Small Arms Survey*, Graduate Institute of International Studies, 2008

Concealed Carry in the United States

As of the summer of 2016:⁴⁴⁸

- 16.3 million concealed carry licensees (this does not include citizen who carry in 11 states that do not require permits).
- Per a Pew poll, 26% of these people carry all the time, which means at any given moment over 4,000,000 citizens are carrying firearms in public.
- The number of women with permits has increased at twice the pace as men with permits.

2,500,500 or 235,700 defensive gun uses (DGU)?

You may have heard that firearms are used 2.5 million times a year for self-defense, and you may also have heard they are only used 235,700 times. The reason is that there are different sources of the data and different ways of measuring.

The 2.5M times number come from criminologist Gary Kleck and his book [Targeting Gun](#). Kleck gathered many surveys from both criminologists and media sources, and the midpoint was 2.5M DGUs a year (one of the surveys he reported was significantly higher and another one was lower, but most were in the 2-2.5M range).

The 235,700 number comes from the National Crime Victimization Survey (NCVS). One important methodological difference in the NCVS is that it entails personal, face-to-face engagements with government employees (per their methodology documentation "all interviews are done by telephone whenever possible, except for the first interview, which is primarily conducted in person"). There is also the potential for self-incrimination that may prevent reporting of some DGUs to this government survey. A victim may have a strong reluctance to talk to a government agent about a firearm brandishing incident (which are 98% of DGUs) because they may not know the act was 100% legal. Thus, to assure they are not victimized by the legal system, they avoid reporting DGUs to this government survey. Another criticism of the NCVS is that questions concerning gun-use are never asked unless the interviewee first indicates that they were "a victim of a crime." Since some people who successfully avoid being a victim by using a gun reply that they have not been victimized, they are never asked the question about use of a firearm.

Because of this, some criminologists believe there is a self-reporting bias in the NCVS (e.g., people don't like to tell the government they own or used a gun). Thus, this low number from the NCVS is considered to be an outlier and not reliable compared to other, broader and more standardized measures.

British Crime Statistics

The U.K. measures crime using two different processes:

⁴⁴⁸ *Concealed Carry Permit Holders Across the United States: 2016*, Lott, Crime Prevention Research Center, July 2016

British Crime Survey (BCS): The Home Office conducts surveys of the population to determine how often subjects have been affected by criminal activity. Data is projected to reflect the entire population. **Police reporting:** Crimes are reported to the police and nationwide, census-level statistics are summarized.

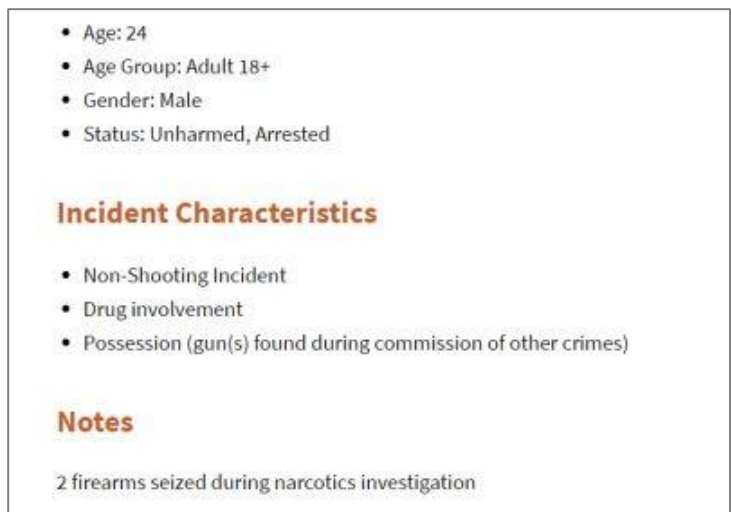
The BCS has been reporting a declining crime rate in the UK while police reporting has shown an increase. The BCS has routinely been criticized because it under reports crime due to the following factors:

- Murdered and imprisoned people do not answer surveys
- Some crimes are not surveyed when victims are below age 16⁴⁴⁹
- Crime against institutions (bank robbery, etc.) are not included

The crime reporting system isn't without flaws either. Crimes are recorded at final disposition (conviction/acquittal), leaving many crimes completely unreported.⁴⁵⁰ These deficiencies are so significant that even the British government does not believe the accuracy of the BCS.

"[T]he BCS did not record 'various categories of violent crime', including murder and rape, retail crime, drug-taking, or offences in which the victims were aged below 16. The most reliable measure of crime is that which is reported to the police. We're facing over a million violent crimes a year for the first time in history."⁴⁵¹

Gun control groups tend to cite the BCS reports because it supports their narrative that Britain's gun control laws lower crime. Criminologists tend to use the police reporting system because it more closely matches the FBI Uniform Crime Statistics used in the United States. More curious are the sudden leaps in reported violent crime when the British Home Office enforced standardized methods for recording reported crime (which led the Home Office to claim crime reports to be of poor quality, and thus rely on the suspect survey mechanism): The 1998 changes to the Home Office Counting Rules had a very significant impact on violent crime; the numbers of such crimes recorded by the police increased by 83 per cent as a result of the 1998 changes ... The National Crime Recording Standard (NCRS), introduced in April 2002, again resulted in increased recording of violent crimes



The screenshot displays a list of incident characteristics and notes. The characteristics include: Age: 24, Age Group: Adult 18+, Gender: Male, and Status: Unharmed, Arrested. The incident is categorized as a Non-Shooting Incident involving drug possession and firearms found during other crimes. The notes mention that 2 firearms were seized during a narcotics investigation.

Screen shot of Gun Violence Archive misdefinition

⁴⁴⁹ This is a serious omission as most gang crime is committed by and against young people.

⁴⁵⁰ *Fear in Britain*, Dr. Paul Gallant and Dr. Joanne Eisen, National Review, July 18, 2000

⁴⁵¹ *Row over figures as crime drops 5%*, David Davis, Shadow Home Secretary, The Guardian, July 22, 2004

particularly for less serious violent offenses.⁴⁵²

Gun Violence Archive

There are numerous critiques of the Gun Violence Archives, which combined indicate that this is a non-viable criminology resource. The primary problem is a lack of reach. Whereas the FBI Uniform Crime Reporting system spans the country, the Gun Violence Archive "... numbers are found through 2,000 LEO, government and media sources." There are nearly 18,000 law enforcement agencies in the United States. If we were generous and assumed that most of the outlets from which the Gun Violence Archives find incident reports were law enforcement, they are still examining only 11% of the agencies. Since media reports make up a significant amount of the Gun Violence Archive's reporting, odds are the reach into official agencies, which have uniform tracking methodologies, is much lower than 11%. Another problem is the definition of "gun violence" employed by the Gun Violence Archive is often misused. Their definition is "... all incidents of death or injury or **threat** with firearms." This leads to episodes like the one shown here, clipped from the Gun Violence Archive web site, being included in their tallies along with homicides and woundings. Notice that this was a "non-shooting" incident. The takeaway is that the Gun Violence Archive is a non-serious tool for understanding crime, violence and how guns fit into the situation.

Confused terms in gun control policy

Assault rifle and assault weapon:

Assault *rifles* are real, and are a specific type of military weapon classified by the Department of Defense. These are not generally available to the public. Assault *weapon* is a legislative term, and means whatever the law says. In a paper promoting the extension of the federal assault weapons ban, the Law Center to Prevent Gun Violence admitted that various "assault weapons" laws across the nation covered anywhere from 19 to 75 banned firearms, six differing generic classification schemes and several legal systems for banning more firearms without specific legislative action.

Negligent discharge and accidental shooting

Negligent discharges are defined as "a discharge of a firearm involving culpable carelessness." In other words, a person did not have their firearm properly secured or handled it in a careless fashion. Accidental shootings include negligent discharges, but include other activities such as unintended targets, people walking into a line of fire, down-range hunting accidents and more.

⁴⁵² *Crime in England and Wales 2005/06*, British Home Office, July 2006

Genocide and Gun Control⁴⁵³

Outside of war, the greatest loss of human life in the 20th century came from governments. In nearly every case, disarmament preceded mass murder. Though some nations have been functionally disarmed without such atrocities, it is worth remembering:

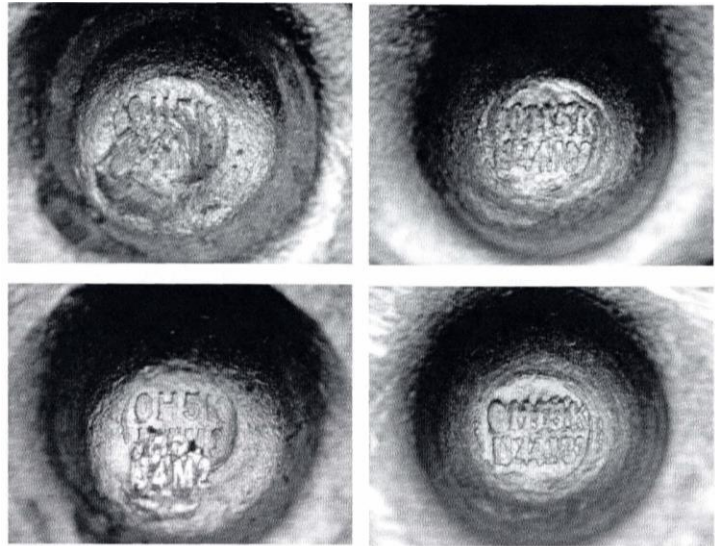
- In 1911, Turkey established gun control. Subsequently, from 1915 to 1917, 1.5-million Armenians, deprived of the means to defend themselves, were rounded up and killed.
- In 1929, the Soviet Union established gun control. Then, from 1929 to 1953, approximately 20-million dissidents were rounded up and killed.
- In 1938 Germany established gun control. From 1939 to 1945 over 13-million Jews, gypsies, homosexuals, mentally ill, union leaders, Catholics and others, unable to fire a shot in protest, were rounded up and killed.
- In 1935, China established gun control. Subsequently, between 1948 and 1952, over 20-million dissidents were rounded up and killed.
- In 1956, Cambodia enshrined gun control. In just two years (1975-1977) over one million "educated" people were rounded up and killed.
- In 1964, Guatemala locked in gun control. From 1964 to 1981, over 100,000 Mayan Indians were rounded up and killed as a result of their inability to defend themselves.
- In 1970, Uganda embraced gun control. Over the next nine years over 300,000 Christians were rounded up and killed.

Over 56-million people have died because of gun control in the last century

⁴⁵³ *Death by Gun Control: The Human Cost of Victim Disarmament,* Aaron Zelman & Richard W. Stevens, 2001

Microstamping

Background: Microstamping is a proposed means for imprinting unique serial numbers onto cartridges fired from a gun. Similar to “ballistic fingerprinting,” it allegedly helps police identify what firearm might have been used in a crime. Microstamping uses precision equipment to remove microscopic amounts of metal from the tip of the firing pin



Myth: Independent testing by forensic technologists shows the technology is reliable

Fact: Firing pins are readily removable and swappable in most models of handguns with inexpensive replacement parts. Criminals who file down serial numbers on the sides of guns won’t hesitate to file or exchange firing pins.

Fact: 46% of impressions ranked as “unsatisfactory” (i.e., illegible) after only ten rounds.⁴⁵⁴

Fact: Reloaded ammo (which is extremely common due to the economics of recycling casings and home reloading tools) will make prosecuting cases nearly impossible once the “reloaded ammo” defense is raised (for microstamping that imprints case sides). A *case* may have two or more markings, making the final shooter impossible to identify.

Myth: Filing the firing pin will make the gun inoperable

Fact: Firing pins are designed to be pushed deeply into the primer (igniter) of the round. The depth of the engraving (approximately 0.005 inch)⁴⁵⁵ is vastly smaller than the tolerance of the firing pin’s drive depth.

⁴⁵⁴ *NanoTag™ Markings From Another Perspective*, George G. Krivosta, Suffolk County Crime Laboratory, Hauppauge, New York, Winter 2006 edition of the AFTE Journal

⁴⁵⁵ *NanoTag™ Markings From Another Perspective*, George G. Krivosta, Suffolk County Crime Laboratory, Hauppauge, New York, Winter 2006 edition of the AFTE Journal

Fact: In a test, the engravings were removed using a 50-year-old knife sharpening stone in less than a minute. The firearm still operated correctly after the filing.⁴⁵⁶

Myth: The cost per firearm will be cheap

Fact: The National Shooting Sports Foundation, the representative for firearm manufacturers, estimates the cost will be upwards of \$150 per firearm, more than tripling the price of self-protection and making it unaffordable for low-income people.⁴⁵⁷ The Brady Campaign dispute those with firearm manufacturing experience claiming micro-stamping would cost only 50¢?

Myth: The numbers will let police find the gun's owner and help solve crimes

Fact: Since many crime guns are stolen property,⁴⁵⁸ finding the original owner does not help solve the crime.

⁴⁵⁶ *NanoTag™ Markings From Another Perspective*, George G. Krivosta, Suffolk County Crime Laboratory, Hauppauge, New York, Winter 2006 edition of the AFTE Journal

⁴⁵⁷ *Etched bullets interest law enforcement*, The Record, September 25, 2006

⁴⁵⁸ *Armed and Considered Dangerous*, U.S. Department of Justice, 1986

Assorted Myths

Myth: 30,000 people are killed with guns every year.

Fact: 61% of these deaths are suicides⁴⁵⁹ (80% in Canada⁴⁶⁰). Numerous studies have shown that the presence or absence of a firearm does not change the overall (i.e., gun plus non-gun) suicide rate. This 30,000 number also includes justifiable homicides (self-defense) and accidents.

Myth: Gun ownership is falling in the United States

Fact: Two surveys (ABC/POST and Gallup) show household ownership rates have remained steady, while two others (Pew and GSS) show ownership dropping. The former report on registered voters, who have to be citizens to vote in federal elections. The latter polls everyone regardless of citizenship status. With the non-citizen population growing 37% in less than 30 years, and now claiming about 11% of the total population, this is a key differentiator.

Poll	Gun Ownership Trend	Registered Voter Isolation
ABC/Post	Steady	Yes
Gallup	Steady	Yes
Pew	Declining	No
GSS	Declining	No

Myth: 1,000 people die each day from guns

Fact: 25% of this unreliable figure⁴⁶¹ includes “direct war deaths,” and another 14% are suicides. The bulk of the rest come from violence-prone and near-lawless localities.

Fact: The source for this raw data admits, “A complete dataset on people killed in conflict—directly or indirectly—does not exist. All published figures are *estimates* based on *incomplete information*.”⁴⁶²

Fact: Indeed, the definition of “gun” seems to be very broad: “... revolvers and self-loading pistols, rifles and carbines, assault rifles, sub-machine guns, and light machine guns.” Light weapons are “... heavy machine guns, hand-held under-barrel and mounted grenade launchers, portable antitank and anti-aircraft guns, recoilless rifles, portable launchers of anti-tank and anti-aircraft missile systems, and mortars of less than 100mm caliber.” And they admit to the problem of a broad definition: “The Survey uses the terms ‘small arms,’ ‘firearms,’ and ‘weapons,’ interchangeably. Unless the context dictates otherwise, no distinction is intended

⁴⁵⁹ Center for Disease Control, WISQARS Fatal Injury Reports

⁴⁶⁰ *Death Involving Firearms*, Kathryn Wilkins, Health Report vol. 16, no 4, Statistics Canada.

⁴⁶¹ *Bringing the global gun crisis under control*, IANSA, 2006 citing Small Arms Survey.

⁴⁶² Small Arms Survey 2005, www.smallarmssurvey.org.

between commercial firearms (e.g. hunting rifles), and small arms and “light” weapons designed for military use (e.g. assault rifles).”⁴⁶³

Myth: The Brady Campaign has a good ranking system of state gun control laws.

Fact: There is zero correlation between the letter grades given by the Brady Campaign and the violent crime or murder rate in those states, making the Brady grade irrelevant (see chart at right).⁴⁶⁴

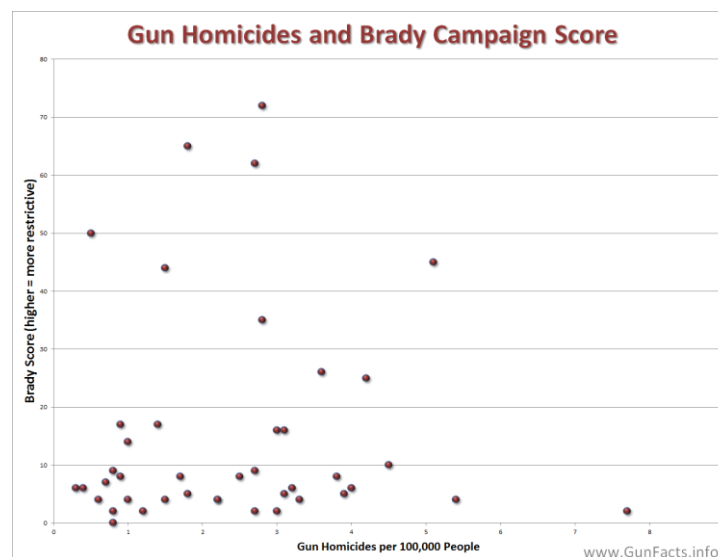
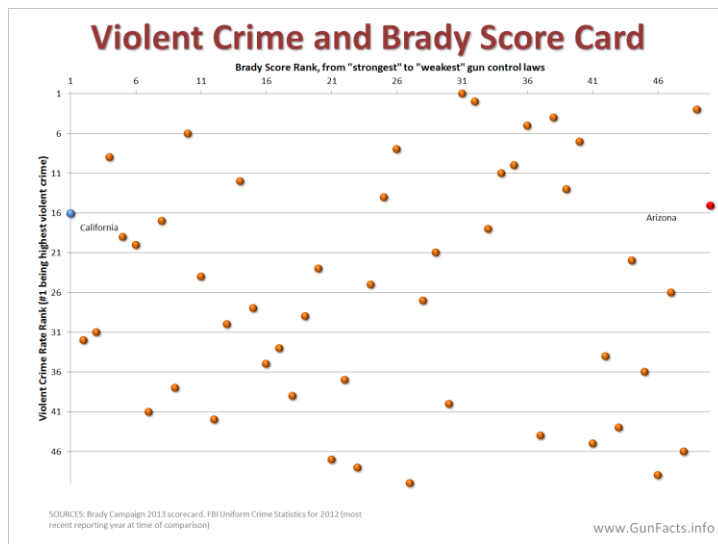
Fact: The states that the Brady campaign rank first and last have nearly identical violent crime rates.

Myth: High-capacity magazines lead to more deadly shootings

Fact: Much of this myth comes from the fact that the general availability of high-capacity handguns briefly preceded the rise in the crack cocaine trade, which brought a new kind of violence in local drugs wars.⁴⁶⁵

Fact: The number of shots fired by criminals has not changed significantly even with the increased capacity of handguns and other firearms. Indeed, the number of shots from revolvers (all within 6-8 round capacity) and semi-automatics were about the same – 2.04 vs. 2.53.⁴⁶⁶ In a crime or gun battle, there is seldom time or need to shoot more.

Fact: The average magazine swap time for a non-expert shooter is 2-3 seconds. In the case of the Newtown Sandy Hook massacre, the murderer performed 10 magazine changes, or about 30



⁴⁶³ Small Arms Survey 2002, www.smallarmssurvey.org.

⁴⁶⁴ 2012 Brady Campaign Scorecard, Center for Disease Control firearm homicides statistics

⁴⁶⁵ *Targeting Guns*, Gary Kleck, Aldine Transaction, 1997.

⁴⁶⁶ *Urban firearm deaths: A five-year perspective*, Michael McGonigal, John Cole, William Schwab, Donald Kauder, Michael Rotondo, Peter Angood, *Journal of Trauma*, 1993.

of the ~600 seconds that lapsed from him entering the building to when the police arrived. A 10-round restriction would have raised it to only 46 seconds and thus would have saved nobody.

Fact: Firearm homicides declined from 6.3 to 4.2 (per 100,000 population) from 1981 through 1998, when the increase in semi-automatics and large capacity handguns were rising at a fast rate.⁴⁶⁷ Fatal shootings of police officers declined sharply from 1988 through 1993.⁴⁶⁸

Fact: Drug dealers tend to be “more deliberate in their efforts to kill their victims by shooting them multiple times.”⁴⁶⁹

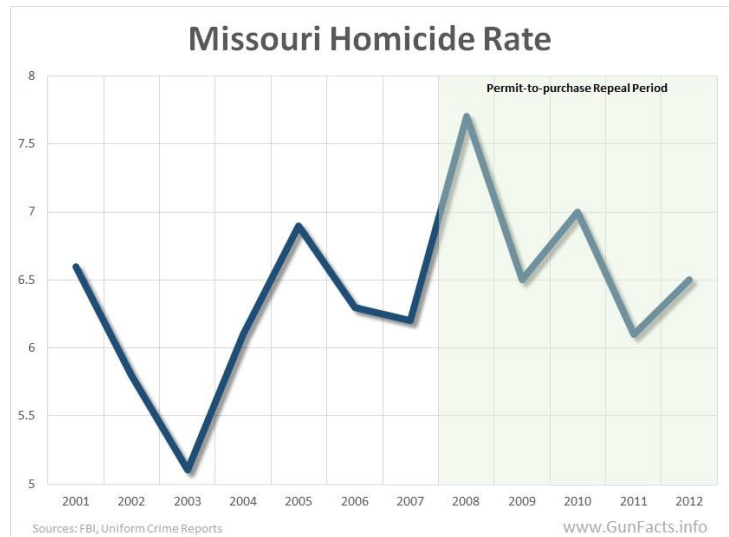
Myth: “Universal” background checks will reduce crime

Fact: With nearly 40% of crime guns coming from black-market street dealers peddling stolen and recycled guns, and another 40% coming from “acquaintance” purchases⁴⁷⁰ (friends, other criminals, illegal straw sales) expanded background checks won’t stop these already off-the-radar transfers.

Fact: Police don’t think so – 80% surveyed reject the notion.⁴⁷¹

Myth: Homicides went up when Missouri repealed their permit-to-purchase (licensing) law

Fact: The homicide rate in Missouri has actually dropped in that period, according to the FBI's Universal Crime Reporting data.⁴⁷²



⁴⁶⁷ Center for Disease Control WISQARS.

⁴⁶⁸ *Firearm injury from crime*, Marianne Zawitz, 1996, Bureau of Justice Statistics.

⁴⁶⁹ *Epidemiological changes in gunshot wounds in Washington D.C.*, Webster, Champion, Gainer and Sykes, Archives of Surgery, 1992.

⁴⁷⁰ *Firearm Use by Offenders*, Bureau of Justice Statistics, February 2002.

⁴⁷¹ *Gun Policy & Law Enforcement*, PoliceOne, March 2013

⁴⁷² FBI, Uniform Crime Reports, online database

Myth: Connecticut's permit and background law caused homicide to fall by 40%⁴⁷³

Fact: This "study" did not use historical homicide data. Instead it created a statistical model of a "synthetic Connecticut" that was comprised using 72% of Rhode Island's data. It is also worth noting that Connecticut's homicide rate was already in free-fall before the law was passed, dropping 27% from its high in 1993.

Myth: The “powerful gun industry” stops all gun control legislation

Fact: The firearms industry is composed of "small, marginally profitable companies," with combined revenues of \$1.5 billion to \$2 billion per year, making it politically ineffective.⁴⁷⁴

Fact: Total political contributions from firearm industry members, PACs and employees was under \$4.4 million in the 2002 election cycle, which made the industry the 64th ranked contributor. Compare that to \$33 million from the American Federation of State, County & Municipal Employees.⁴⁷⁵

Fact: Perhaps the "gun industry" being referenced is the 100+ million adults who peacefully own firearms and do not want their civil rights restricted.

Myth: Access to guns increases the risk of suicide

Fact: The rate of suicide is not affected by the presence of a firearm. This is true in either a time-series analysis (like the chart at right showing the change in handgun supply in the U.S. over time),⁴⁷⁶ or through cross-national analysis. For example, Japan has no private handgun ownership (aside from an extremely limited number of licensed Olympic sport shooters), and yet had a suicide rate more than twice that of the United States in 2002.⁴⁷⁷

Fact: The claim derives mainly from one study⁴⁷⁸ which has some serious methodology problems including unbalanced high/low state counts, inclusion of Hawaii (a known outlier) and intermixing mental health and drug use as confounding variables.

⁴⁷³ *Association between Connecticut's permit-to-purchase handgun law and homicides*, Webster, Stuart, Vernick, Rudolph, Johns Hopkins Center for Gun Policy and Research, 2015

⁴⁷⁴ New York Times, Mar. 18, 2000.

⁴⁷⁵ OpenSecrets.org, May 2003.

⁴⁷⁶ FBI Uniform Crime Statistics online, BATFE Firearm Commerce Report for 2002.

⁴⁷⁷ FBI Uniform Crime Statistics, World Health Organization Suicide Prevention country reports (online).

⁴⁷⁸ *Household Firearm Ownership and Rates of Suicide Across the 50 United States*, Miller, Steven, Lippmann, Azrael, Hemenway, Journal of Trauma, April 2007

Myth: States with background checks and waiting periods have lower suicide rates

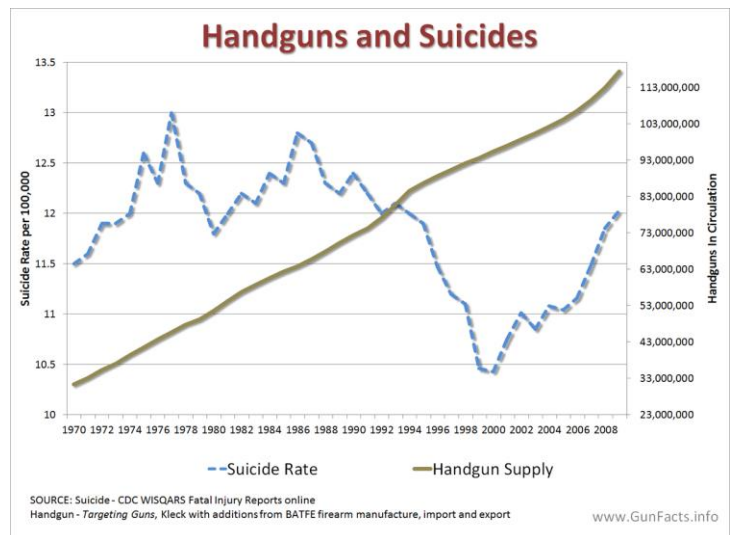
Fact: This study ("Handgun Legislation and Changes in Statewide Overall Suicides Rates") had significant methodology flaws, including being a time-series study covering just one year and omitting a number necessary variables.

Myth: States With The Most Gun Laws See The Fewest Gun-Related Deaths

Fact: This study ⁴⁷⁹ includes suicides, which account for approximately 2/3rd of "gun deaths". As has been shown before, gun availability does not change the probability of a successful suicide.

Myth: Individuals who commit suicide are more likely to have had access to guns⁴⁸⁰

Fact: This is a classic causal effect. If someone decides to commit suicide, and they choose to use a gun, they will first acquire a gun. As noted before, the total rate of suicide does not change when a gun is present because the victim will choose a different method.



Myth: The only purpose for a gun is to kill people

Fact: Guns are used for self-defense 2,500,000 times a year in the United States.⁴⁸¹

Fact: Guns are used as a deterrent to crime even when no rounds are fired.⁴⁸²

⁴⁷⁹ *The States With The Most Gun Laws See The Fewest Gun-Related Deaths*, Nation Journal, January 2016

⁴⁸⁰ *Mental Illness, Previous Suicidality, and Access to Guns in the United States*, Ilgen, Zivin, McCammon, Valenstein, 2008 American Psychiatric Association.

⁴⁸¹ *Targeting Guns*, Gary Kleck, Aldine Transaction, 1997

⁴⁸² *Targeting Guns*, Gary Kleck, Aldine Transaction, 1997

Fact: Guns are used in sports including hunting, target practice, practical pistol, scenario simulation, skeet, etc.

Myth: 89% of mayors want congress to create tougher gun control laws

Fact: This [famously flawed survey](#) (which the publication admitted was not scientific), cherry picked a full 76% of the respondents from the Michael Bloomberg gun-control group Mayors Against Illegal Guns.

Second Amendment

Justification clause: "A well regulated Militia being necessary to the security of a free State,"

Rights clause: "the right of the people to keep and bear Arms shall not be infringed."

*The justification clause does not modify, restrict, or deny the rights clause.*⁴⁸³

For a full discussion of how the Second Amendment was created and revised, see "[Origin of the Second Amendment](#)" at the bottom of this page.

Myth: The Supreme Court ruled the Second Amendment is not an individual right

Fact: In *D.C. v Heller* the Supreme Court (2008) firmly established the 2nd Amendment is an individual right, as they had in *Cruikshank* and *Dred Scott*.

Fact: In *McDonald v Chicago* (2010) the Supreme Court concluded the right is incorporated against the states via the 14th Amendment.

Fact: Of 300 decisions of the federal and state courts that have taken a position on the meaning of the Second Amendment or the state analogs to it, only 10 have claimed that the right to keep and bear arms is not an individual right. Many of the other decisions struck down gun control laws because they conflicted with the Second Amendment, such as *State v. Nunn* (Ga. 1846).⁴⁸⁴

Myth: The Second Amendment is a collective right, not an individual right

Fact: St. George Tucker, any early legal commentator and authority on the original meaning of the constitution wrote in *Blackstone's Commentaries* "... nor will the constitution permit any prohibition of arms to the people"⁴⁸⁵

Fact: The Second Amendment was listed in a Supreme Court ruling as an individual right.⁴⁸⁶

⁴⁸³ Eugene Volokh, Prof. Law, UCLA

⁴⁸⁴ *For the Defense of Themselves and the State: The Original Intent and Judicial Interpretation of the Right to Keep and Bear Arms*, Clayton Cramer, Praeger Press, 1994

⁴⁸⁵ *Blackstone's Commentaries*, St. George Tucker, Vol 1. Note D. Part 6. Restraints on Powers of Congress (1803)

⁴⁸⁶ *Dred Scott, Casey v. Planned Parenthood, U.S. v. Cruikshank* and others

Fact: The Supreme Court specifically reaffirmed that the right to keep and bear arms did not belong to the government.⁴⁸⁷

Fact: In 22 of the 27 instances where the Supreme Court mentions the Second Amendment, they quote the rights clause and not the justification clause.

Fact: Courts disagree. “We find that the history of the Second Amendment reinforces the plain meaning of its text, namely that it protects individual Americans in their right to keep and bear arms whether or not they are a member of a select militia or performing active military service or training” and “We reject the collective rights and sophisticated collective rights models for interpreting the Second Amendment”⁴⁸⁸

Fact: Citizens disagree. 62% believe the 2nd Amendment guarantees an individual right, while a mere 28% believe it protects the power of the states to form militias.⁴⁸⁹

Fact: There are 23 state constitutions with RKBA clauses adopted between the Revolution and 1845, and 20 of them are explicitly individual in nature, only three have "for the common defense...." or other “collective rights” clauses.⁴⁹⁰

Fact: James Madison, considered to be the author of the Bill of Rights, wrote that the Bill of Rights was "calculated to secure the personal rights of the people". He never excluded the Second Amendment from this statement.

Fact: Patrick Henry commented on the Swiss militia model (still in use today) noting that they maintain their independence without "a mighty and splendid President" or a standing army.⁴⁹¹

Fact: "The congress of the United States possesses no power to regulate, or interfere with the domestic concerns, or police of any state: it belongs not to them to establish any rules respecting the rights of property; nor will the constitution permit any prohibition of arms to the people; or of peaceable assemblies by them, for any purposes whatsoever, and in any number, whenever they may see occasion."⁴⁹²

Fact: Tench Coxe, in Remarks on the First Part of the Amendments to the Federal Constitution said: "As civil rulers, not having their duty to the people duly before them, may attempt to tyrannize, and as the military forces which must be occasionally raised to defend our country,

⁴⁸⁷ *United States v. Miller*

⁴⁸⁸ *U.S. v. Emerson*, 5th court of Appeals decision, November 2, 2001, No. 99-10331

⁴⁸⁹ Associated Television News Survey, August 1999, 1,007 likely voters

⁴⁹⁰ *For the Defense of Themselves and the State: The Original Intent and Judicial Interpretation of the Right to Keep and Bear Arms*, Clayton Cramer, Praeger Press, 1994, cited as an authority in *USA v. Emerson* (N.D. Texas 1999)

⁴⁹¹ *Where Kids and Guns Do Mix*, Stephen P. Halbrook, Wall Street Journal, June 2000

⁴⁹² *Blackstone's Commentaries*, St. George Tucker, Volume 1, Appendix Note D., 1803 – Tucker's comments provide a number of insights into the consensus for interpretation of the Constitution that prevailed shortly after its ratification, after the debates had settled down and the Constitution was put into practice.

might pervert their power to the injury of their fellow-citizens, the people are confirmed by the next article in their right to keep and bear their private arms.”

Myth: The Heller Decision created new law

Fact: In the Dred Scott case of 1856, the Supreme Court listed the protected rights of citizens and explicitly listed the right to keep and bear arms, and gave this right equal weight to the other freedoms enumerated in the constitution.

Fact: In *United States v. Cruikshank*, 92 U.S. 542 (1876), the Supreme Court ruled:

- An individual right to arms predated the constitution.
- The Second Amendment was a prohibition against Congress from disarming citizens.

Myth: The Second Amendment was established to control slaves

Fact: The basis of the Second Amendment arose from the British disarming Americans in the time leading up to the revolution. The first state to declare a civilian right to arms (1776) was Pennsylvania, a non-slave state. Vermont (1777) and Massachusetts (1780) did so as well, and all this occurred before the Second Amendment was drafted. When slaves were emancipated, the Freedmen Bureau Act provided emancipated slaves “the constitutional right to bear arms.”

Myth: The "militia" clause is to arm the National Guard

Fact: “Militia” is a Latin abstract noun, meaning "military service", not an "armed group", and that is the way the Latin-literate Founders used it. To the Romans, "military service" included law enforcement and disaster response. Today “militia” might be more meaningfully translated as "defense service", associated with a "defense duty", which attaches to individuals as much as to groups of them, organized or otherwise. When we are alone, we are all militias of one. In the broadest sense, militia is the exercise of civic virtue.⁴⁹³

Fact: The Dick Act of 1903 designated the National Guard as the "organized militia” and that all other citizens were the "unorganized militia" – thus the National Guard is only part of the militia, and the whole militia is composed of the population at large. Before 1903, the National Guard had no federal definition as part of the militia at all.

Fact: The first half of the Second Amendment is called the "justification clause". Justification clauses appear in many state constitutions, and cover liberties including right to trial, freedom of the press, free speech, and more. *Denying gun rights based on the justification clause means we would have to deny free speech rights on the same basis.*⁴⁹⁴

⁴⁹³ *Militia*, The Constitution Society

⁴⁹⁴ Eugene Volokh, Prof. Law, UCLA, <http://www2.law.ucla.edu/volokh/beararms/testimon.htm>

Fact: The origin of the phrase "a well regulated militia" comes from a 1698 treatise "A Discourse of Government with Relation to Militias" by Andrew Fletcher, in which the term "well regulated" was equated with "well-behaved" or "disciplined".⁴⁹⁵

Fact: "We have found no historical evidence that the Second Amendment was intended to convey militia power to the states, limit the federal government's power to maintain a standing army, or applies only to members of a select militia while on active duty. All of the evidence indicates that the Second Amendment, like other parts of the Bill of Rights, applies to and protects individual Americans."⁴⁹⁶

Fact: "The plain meaning of the right of the people to keep arms is that it is an individual, rather than a collective, right and is not limited to keeping arms while engaged in active military service or as a member of a select militia such as the National Guard ..."⁴⁹⁷

Fact: Most of the 13 original states (and many colonies/territories that became states after ratification of the Constitution and before or shortly after ratification of the Bill of Rights) had their own constitutions, and it is from these that the original Bill of Rights was distilled. The state constitutions of that time had many "right to keep and bear arms" clauses that clearly guaranteed an individual right. Some examples include:

Connecticut: Every citizen has a right to bear arms in defense of himself and the state.

Kentucky: ... the right of the citizens to bear arms in defense of themselves and the State shall not be questioned.

Pennsylvania: That the people have a right to bear arms for the defense of themselves and the state; ... The right of the citizens to bear arms in defense of themselves and the State shall not be questioned.

Rhode Island: The right of the people to keep and bear arms shall not be infringed.

Vermont: ... the people have a right to bear arms for the defense of themselves and the State.

Myth: The Second Amendment allows Congress to regulate ownership of guns for militia purposes

Fact: The phrase "well regulated" was common in the constitutional era, and described things that were in proper order or function. It was not a writ of authority. Borrowing from the Oxford

⁴⁹⁵ This document was widely published during the colonial and revolutionary periods, and was the basis for state and federal 'bills of rights'

⁴⁹⁶ *U.S. v. Emerson*, 5th court of Appeals decision, November 2, 2001, No. 99-10331

⁴⁹⁷ *U.S. v. Emerson*, 5th court of Appeals decision, November 2, 2001, No. 99-10331

English Dictionary, these examples, both before and after composition of the Second Amendment, show the usage:

1709: "If a liberal Education has formed in us well-regulated Appetites and worthy Inclinations."

1714: "The practice of all well-regulated courts of justice in the world."

1812: "The equation of time ... is the adjustment of the difference of time as shown by a well-regulated clock and a true sun dial."

1848: "A remissness for which I am sure every well-regulated person will blame the Mayor."

1862: "It appeared to her well-regulated mind, like a clandestine proceeding."

1894: "The newspaper, a never wanting adjunct to every well-regulated American embryo city."

Myth: U.S. v. Cruikshank denied an individual right to bear arms

Fact: The court ruled that both the 2nd Amendment right to bear arms and the 1st Amendment right to assembly were "preexisting rights", and that it was incumbent upon the states to enforce that right. Specifically, the court ruled:

The right was not created by the amendment; neither was its continuance guaranteed, except as against congressional interference. For their protection in its enjoyment, therefore, the people must look to the States. ...

Myth: U.S. v. Miller said that the Second Amendment is not an individual right

Fact: The Miller case specifically held that specific types of guns might be protected by the Second Amendment. It depended on whether a gun had militia use, and the court wanted evidence presented confirming that citizens have a right to military style weapons. Since no evidence was taken at the trial level in lower courts, they remanded the case for a new trial. Specifically, the court said:

"The signification attributed to the term Militia appears from the debates in the Convention, the history and legislation of Colonies and States, and the writings of approved commentators. *These show plainly enough that the Militia comprised all males physically capable of acting in concert for the common defense.* "A body of citizens enrolled for military discipline." And further, that ordinarily when called

for service *these men were expected to appear bearing arms supplied by themselves and of the kind in common use at the time.* “In the absence of any evidence tending to show that possession or use of a ‘shotgun having a barrel of less than 18 inches in length’ at this time has some reasonable relationship to the preservation or efficiency of a well-regulated militia, we cannot say that the Second Amendment guarantees the right to keep and bear such an instrument. Certainly it is not within judicial notice that this weapon is any part of the ordinary military equipment or that its use could contribute to the common defense.”

Fact: Even the US government agreed. Here are some sentences from the brief filed by the government in the appeal to the Supreme Court: “The Second Amendment does not grant to the people the right to keep and bear arms, but merely recognizes the prior existence of that right and prohibits its infringement by Congress.” “The ‘arms’ referred to in the Second Amendment are, moreover, those which ordinarily are used for military or public defense purposes ...” “The Second Amendment does not confer upon the people the right to keep and bear arms; it is one of the provisions of the Constitution which, recognizing the prior existence of a certain right, declares that it shall not be infringed by Congress. Thus, the right to keep and bear arms is not a right granted by the Constitution and therefore is not dependent upon that instrument for its source.”

Fact: The Federal 8th Circuit Court of Appeals holds that the Miller case protects an individual right to keep and bear arms. “Although an individual’s right to bear arms is constitutionally protected, see *United States v. Miller* ...”⁴⁹⁸

Fact: Federal courts reject the myth. “We conclude that Miller does not support the [government’s] collective rights or sophisticated collective rights approach to the Second Amendment.”⁴⁹⁹ They continue, “There is no evidence in the text of the Second Amendment, or any other part of the Constitution, that the words ‘we the people’ have a different connotation within the Second Amendment than when employed elsewhere ...”.

Summary of various court decisions concerning gun rights

Decisions that explicitly recognized that the Second Amendment guarantees an individual right to purchase, possess or carry firearms, and that it limits the authority of both federal and state governments:

- *Parker vs. D.C.*, Fed (2007) (confirmed an individual right to keep arms and overturned a handgun ban).
- *U.S. vs. Emerson*, 5 Fed (1999) (confirmed an individual right requiring compelling government interest for regulation).
- *Nunn v. State*, 1 Ga. 243, 250, 251 (1846) (struck down a ban on the sale of small, easily concealed handguns as violating the Second Amendment).

⁴⁹⁸ *U.S. v. Hutzel*, 8 Iowa, No. 99-3719

⁴⁹⁹ *U.S. v. Emerson*, 5th court of Appeals decision, November 2, 2001, No. 99-10331

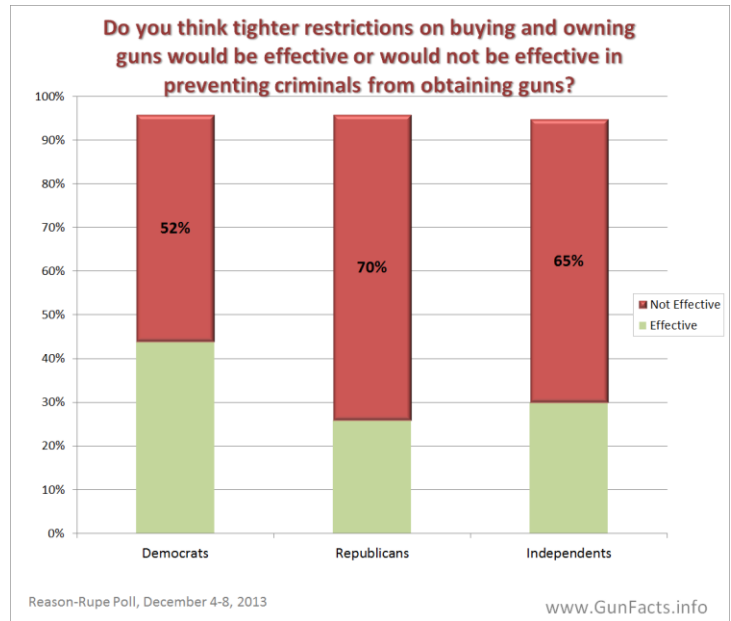
- State v. Chandler, 5 La.An. 489, 490, 491 (1850) (upheld a ban on concealed carry, but acknowledged that open carry was protected by the Second Amendment).
- Smith v. State, 11 La.An. 633, 634 (1856) (upheld a ban on concealed carry, but recognized as protected by the Second Amendment – "arms there spoken of are such as are borne by a people in war, or at least carried openly").
- State v. Jumel, 13 La.An. 399, 400 (1858) (upheld a ban on concealed carry, but acknowledged a Second Amendment right to carry openly).
- Cockrum v. State, 24 Tex. 394, 401, 402 (1859) (upheld an enhanced penalty for manslaughter with a Bowie knife, but acknowledged that the Second Amendment guaranteed an individual right to possess arms for collective overthrow of the government).
- In Re Brickey, 8 Ida. 597, 70 Pac. 609, 101 Am.St.Rep. 215, 216 (1902) (struck down a ban on open carry of a revolver in Lewiston, Idaho, as violating both Second Amendment and Idaho Constitution guarantees).
- State v. Hart, 66 Ida. 217, 157 P.2d 72 (1945) (upheld a ban on concealed carry as long as open carry was allowed based on both Second Amendment and Idaho Constitution guarantees).
- State v. Nickerson, 126 Mont. 157, 166 (1952) (striking down a conviction for assault with a deadly weapon, acknowledging a right to carry based on Second Amendment and Montana Constitution guarantees).
- U.S. v. Hutzell, 8 Iowa, 99-3719, (2000) (cite in dictum that "an individual's right to keep and bear arms is constitutionally protected, see United States v. Miller, 307 U.S. 174, 178-79 (1939)).

Public Opinion

Myth: Gun owners are a tiny minority

Fact: The Federal government once estimated that there were well over 65 million gun owners in the U.S. and more than 50% were handgun owners.⁵⁰⁰ This number is generally considered low due to the reluctance of many to admit to a government agency that they own a gun. Other estimates indicate that between 41% and 49% of U.S. households are gun-owning households.

Fact: 43% of Americans claim that they own a gun.⁵⁰¹



Myth: People do not believe that the Second Amendment is an individual right

Fact: A Gallup survey confirms that 73% of Americans believe the 2nd Amendment “guarantees” the right to keep guns, and that a mere 20% believe it exists to enable state militias.⁵⁰²

Fact: Surveys show that "52% say it is more important to protect the right of Americans to own guns, while 46% say it is more important to control gun ownership."⁵⁰³ The split was 29% to 66% in 1999, showing that approval of Second Amendment protections is growing.

Fact: A Zogby poll⁵⁰⁴ conducted after the big gun control initiatives of the year 2000 concluded that 75% of Americans believe the right to keep and bear arms is an individual right. In the same year ABC determined the rate to be 77%.⁵⁰⁵

⁵⁰⁰ Bureau of Alcohol, Tobacco and Firearms, 1997

⁵⁰¹ *Americans by Slight Margin Say Gun in the Home Makes It Safer*, Gallup Poll, October 20, 2006

⁵⁰² *Public Believes Americans Have Right to Own Guns*, Gallup Poll, May 27, 2008

⁵⁰³ *Growing Public Support for Gun Rights*, Pew Research Center, December 10, 2014

⁵⁰⁴ *SAF survey of 1,015 likely voters*, Zogby, June 2002

⁵⁰⁵ ABC News, May 14, 2002

Myth: Most Americans favor gun control

Fact: A CNN/ORC poll has 52% opposing more gun control, and a mere 46% who support it.⁵⁰⁶ This agrees with a 2006 Rasmussen survey that found 52% of Americans did not believe more gun control is needed.⁵⁰⁷

Fact: A 2014 Gallup Poll showed that fewer than half of Americans favored stricter gun control, which extended a long-term trend. Barely more than a quarter favor banning handguns (rendered a moot point by the 2008 *Heller* Supreme Court decision).⁵⁰⁸

Fact: Americans believe that parents and popular culture are more responsible for violence in America than firearms.

Fact: A 1999 survey by the Associated Press showed:

- A plurality (49%) felt enforcing existing laws was the key to reducing violent crime.
- 52% felt that background checks did not help reduce the number of crimes committed with guns.

Fact: A 2000 Zogby telephone survey of 1,201 adults concluded that, by almost a two-to-one margin, Americans prefer enforcement of existing laws instead of new and tougher gun legislation to fight crime. The same poll found that 68% of the public disagrees with cities suing gun makers for the criminal misuse of guns.

Fact: A December 2000 Zogby poll of 1,028 American adults showed that they felt

Cause of Gun Violence	%
The way parents raise their children	45%
Popular culture	26%
Availability of guns	21%
Other	6%
No opinion	2%

	Yes	No
Should the U.S. have stricter gun control laws?	6.73%	92.25%
Do you believe that allowing people to carry concealed weapons reduce crime?	92.22%	7.76%
Do you believe that U.S. cities should sue gun manufacturers to recoup money spent dealing with gun-related crime?	1.96%	98.01%
How would you rate the effectiveness of the Brady Bill and the "assault weapons" ban in preventing the illegal use and distribution of guns?	0.52%	Very effective
	3.79%	Somewhat effective
	6.19%	Somewhat ineffective
	87.27%	Not at all effective
	2.23%	Don't know
Time Magazine, survey of 33,202 adult Americans, 1998		

⁵⁰⁶ *Poll: More Americans oppose stricter gun control*, CNN.com, October 2015

⁵⁰⁷ *Rasmussen Reports*, February 19, 2006

⁵⁰⁸ *Less Than Half of Americans Support Stricter Gun Laws*, Gallup Poll, October 2014

enforcing current laws was the “best way to solve gun violence in America.”

Fact: A January 2001 Zogby, *American Values* poll found that 66% of voters felt that the U.S. should spend more money enforcing current laws including mandatory jail time for those who commit a crime with a handgun, while only 26% felt there should be more gun control laws including mandatory gun locks.

Fact: Only 39% believe stricter gun control is needed, down from 43% in an earlier poll.⁵⁰⁹

Fact: An Associated Press poll in April 2000 showed 42% thought stricter enforcement was more likely to cut gun violence. Only 33% said enacting tougher gun laws was better.

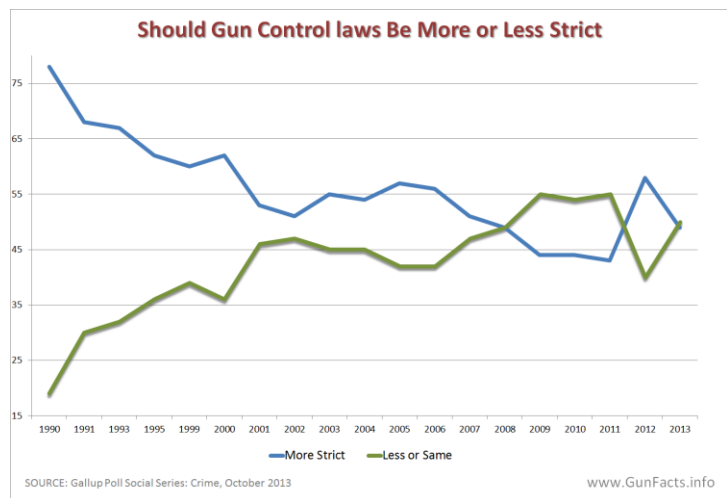
Fact: A survey in April 2000 by ABC News/Washington Post asked whether "passing stricter gun control laws" or "stricter enforcement of existing laws" is the best way to curb gun violence. Enforcement was preferred by 53% to 33%.

Fact: 58% percent of Americans believe better enforcement of existing laws "is a better way to reduce handgun violence" than new gun control laws.⁵¹⁰

Fact: A 1999 survey by CBS (hardly a pro-gun organization) found these responses:

- Only 14% of Americans believe that gun control can prevent violence with guns.
- 56% of people said enforcement of existing laws is the better way to reduce violent crime than new gun control laws.
- Only 4% said gun control should be a top issue for the government.

How can gun violence be effectively prevented?	People	Percent
Stricter gun control laws	10,841	17.8%
Proper enforcement of current gun control laws	13,587	22.4%
Ban on handguns	8,008	13.2%
Stricter punishment for crimes involving guns	21,596	35.6%
Other	5,094	8.4%
Not sure	1,613	2.7%
AOL.com poll, March 2000		



⁵⁰⁹ Rasmussen Reports, October 05, 2009

⁵¹⁰ Portrait of America Survey, August 2000

Myth: More and more Americans support stricter gun control

Fact: The Gallup Poll has been asking Americans this question since 1990 and in the 16 years thereafter, the number supporting stricter gun control has fallen from 78% to 56%.⁵¹¹

Fact: Twice as many Americans currently reject the idea of a handgun ban, though a majority favored such a ban in 1959.⁵¹²

Myth: People want to ban handguns

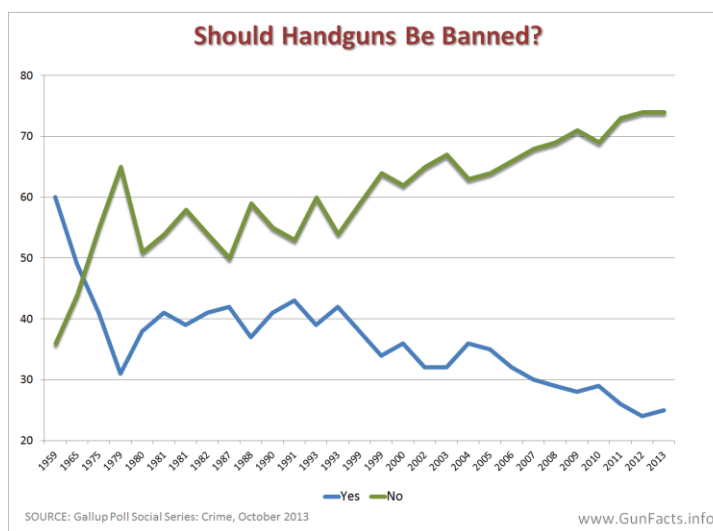
Fact: Only 25% of Americans believe handguns should be banned from private ownership and this rate is down from 60% when polling began in the 1950's.⁵¹³

Fact: Even a New York Times poll showed that citizens don't want to ban so-called "assault weapons" by a 50/44 margin⁵¹⁴ though an ABC/Washington Post poll has the split at 53/45.⁵¹⁵ (This is down from an 18/80 split in 1994)

Myth: People think gun control stops crime

Fact: Fifty-one percent of Americans think more gun control is more likely to make it harder for law-abiding citizens to purchase a gun rather than keep guns out of the hands of criminals, people with mental illness and suspected terrorists. Only 38% disagree.⁵¹⁶

Best Way To Reduce Gun Violence	
Enforce existing laws	52%
Banning handguns	15%
Teach children self-control	15%
Additional congressional legislation	2%
Other	8%
Don't know	2%
Zogby, December 2000	



⁵¹¹ *Americans by Slight Margin Say Gun in the Home Makes It Safer*, Gallup Poll, October 20, 2006

⁵¹² *Americans by Slight Margin Say Gun in the Home Makes It Safer*, Gallup Poll, October 20, 2006

⁵¹³ Gallup Poll Social Series: Crime, October 2013

⁵¹⁴ *New York Times/CBS News Poll on Terrorism and the 2016 Race*, December 10, 2015

⁵¹⁵ *Most Now Oppose an Assault Weapons Ban*, December 2015

⁵¹⁶ *New York Daily News/Rasmussen Reports national telephone survey*, December 2015

Myth: People oppose concealed carry

Fact: 56% say more concealed weapons would make country safer.⁵¹⁷

Fact: Ignoring for a moment that 42 states have enacted “shall issue” concealed carry laws (and two more never bothered to outlaw concealed carry), a 2009 survey showed 83% support concealed carry laws as they are commonly enacted.⁵¹⁸

Myth: Most people think guns in the home are dangerous

Fact: 57% of Americans believe guns "protect people from becoming victims of crimes" while only 38% believe that guns "put people's safety at risk."⁵¹⁹

Fact: Gallup poll concludes that 63% of Americans believe having a firearm in the home makes it safer.⁵²⁰

Fact: Sixty-eight percent of Americans would feel safer living in a neighborhood where they can own a gun rather than one where no one could have a gun for their own protection.⁵²¹

Myth: People want local government to ban guns

Fact: Only 20% of people believe local gun control is permissible – 69% disagree.⁵²²

⁵¹⁷ *Majority Say More Concealed Weapons Would Make U.S. Safer*, Gallup Poll, October 2015

⁵¹⁸ Zogby, August 4, 2009

⁵¹⁹ *Growing Public Support for Gun Rights*, Pew Research Center, December 10, 2014

⁵²⁰ *More Than Six in 10 Americans Say Guns Make Homes Safer*, Gallop, November 2014

⁵²¹ Rasmussen Reports, June 2015

⁵²² *Rasmussen Reports*, October 05, 2009

Quotes About Gun Control

Politicians

Bill Clinton, Former President of the United States

"Only the police should have handguns." "When personal freedom's being abused, you have to move to limit it. That's what we did in the announcement I made last weekend on the public housing projects, about how we're going to have weapon sweeps"⁵²³

Sidenote: Wang Jun – son of the late Chinese President Wang Zhen – who is chairman of the China International Trade and Investment Company and President of Polytechnologies Corp., attended a White House coffee with Clinton in February 1996 and was granted a meeting with Commerce Secretary Ronald Brown the next day. He was also connected to more than \$600,000 in illegal campaign contributions to the Democrats, the report said. Polytechnologies is an arms-trading company indicted for trying to smuggle 2,000 Chinese AK-47 assault rifles into the United States and it is the largest of the corporate structures owned by the People's Liberation Army.⁵²⁴

V.I. Lenin

"One man with a gun can control 100 without one. ... Make mass searches and hold executions for found arms."

Dianne Feinstein, U.S. Senator from California

"Banning guns addresses a fundamental right of all Americans to feel safe."⁵²⁵ "If I could have gotten 51 votes in the Senate of the United States for an outright ban, picking up every one of them; "Mr. and Mrs. America, turn 'em all in," I would have done it."⁵²⁶ "The National Guard fulfills the militia mentioned in the Second amendment. Citizens no longer need to protect the states or themselves."

Joseph Stalin

"If the opposition disarms, well and good. If it refuses to disarm, we shall disarm it ourselves."

⁵²³ *Enough is Enough*, MTV, March 22, 1994

⁵²⁴ *CNN May 24, 1999*

⁵²⁵ *Associated Press*, November 18, 1993

⁵²⁶ *60 Minutes*, CBS, February 5, 1995

Frank Lautenberg, U.S. Senator from New Jersey

"We have other legislation, that all of you are aware, that I have been so active on, with my colleagues here, and that is to shut down the gun shows."⁵²⁷

Adolf Hitler

"The most foolish mistake we could possibly make would be to allow the subject races to possess arms. History shows that all conquerors who have allowed their subject races to carry arms have prepared their own downfall by so doing."⁵²⁸

Gisela Kallenbach, German member of the European Parliament

"We in Europe ... do not consider the freedom to buy weapons a human right."⁵²⁹

Howard Metzenbaum, former U.S. Senator

"No, we're not looking at how to control criminals ... we're talking about banning the AK-47 and semi-automatic guns."

Charles Pashayan, U.S. Representative from California

"All of this has to be understood as part of a process leading ultimately to a treaty that will give an international body power over our domestic laws."⁵³⁰

Pete Stark, U.S. Representative from California

"If a bill to ban handguns came to the house floor, I would vote for it."⁵³¹

William Clay, U.S. Representative from Missouri

"...we need much stricter gun control, and eventually should bar the ownership of handguns"

Joseph Biden, Vice President of the United States

"Banning guns is an idea whose time has come."

⁵²⁷ Press conference on March 1, 2000

⁵²⁸ *Hitler's Secret Conversations*, trans. Norman Cameron and R. H. Stevens, Signet Books, 1961, 403

⁵²⁹ *EU legislators push together gun controls*, International Herald Tribune, November 29, 2007

⁵³⁰ United Nations Conference on Small Arms, 2001

⁵³¹ Town Hall Meeting, June 1999, Fremont, California

John Chafee, Former U.S. Senator from Rhode Island

“I shortly will introduce legislation banning the sale, manufacture or possession of handguns (with exceptions for law enforcement and licensed target clubs)... . It is time to act. We cannot go on like this. Ban them!”⁵³²

Jan Schakowsky, U.S. Representative from Illinois

“I believe.....this is my final word.....I believe that I'm supporting the Constitution of the United States which does not give the right for any individual to own a handgun....”⁵³³

Major Owens, U.S. Representative from New York

“We have to start with a ban on the manufacturing and import of handguns. From there we register the guns which are currently owned, and follow that with additional bans and acquisitions of handguns and rifles with no sporting purpose.”

Bobby Rush, U.S. Representative from Illinois

"My staff and I right now are working on a comprehensive gun-control bill. We don't have all the details, but for instance, regulating the sale and purchase of bullets. Ultimately, I would like to see the manufacture and possession of handguns banned except for military and police use. But that's the endgame. And in the meantime, there are some specific things that we can do with legislation."⁵³⁴

Ferdinand E. Marcos, Former President/Dictator of the Philippines

President Marcos declared Martial Law by virtue of Proclamation No.1081 on Sept.21, 1972 and on the following day issued General Order No. 6 declaring that no person shall keep, possess or carry any firearms with penalties ranging up to death. The Philippines was under his dictatorship for the next 14 years.

Acts of violence committed by members of gun control organizations

- Barbara Graham, speaker at the “Million Mom March” in 2000, was convicted of shooting and paralyzing for life a man she mistook as the one who had killed her son.⁵³⁵
- In Fort Collins, a woman who opposes the right of self-defense struck a member of the Tyranny Response Team with a clipboard.⁵³⁶

⁵³² *In View of Handguns' Effects, There's Only One Answer: A Ban*, Minneapolis Star Tribune, June 15, 1992, at 13A

⁵³³ Tape recorded on June 25, 2000 by Matt Beauchamp at the Chicago Gay Pride Parade

⁵³⁴ Chicago Tribune, December 5, 1999

⁵³⁵ *Mother Convicted in Shooting*, Washington Post, February 2, 2001, Page B01 – *Woman Goes on Trial In Ambush Shooting*, January 24, 2001, Page B01

⁵³⁶ *New gun laws by force*, Boulder Weekly, August 24, 2000

- At a rally in Boulder early in 2000, Robert Howell, vice president of the anti-gun Boulder Bell Campaign, attacked Shariar Ghalam, bloodying his nose. (Ghalam was carrying a concealed handgun but never drew it, not believing his life was in danger.)
- In the summer of 2000, supporters of the anti-gun Million Mom March stole supplies from the Second Amendment Sisters and vandalized SAS property.⁵³⁷
- Ari Armstrong, a pro-civil rights activist in Colorado, received threatening telephone calls allegedly from members of S.A.F.E (an anti-gun group) after Ari appeared on television promoting firearm freedoms.⁵³⁸

Anti-freedom political activists

The Coalition to Stop Gun Violence

"It is our aim to ban the manufacture and sale of handguns to private individuals."⁵³⁹ "We will never fully solve our nation's horrific problem of gun violence unless we ban the manufacture and sale of handguns and semiautomatic assault weapons."⁵⁴⁰

Nelson T. "Pete" Shields, Chairman Emeritus, Handgun Control, Inc.⁵⁴¹

" the final problem is to make the possession of all handguns and all handgun ammunition except for the military, policemen, licensed security guards, licensed sporting clubs, and licensed gun collectors -- totally illegal."⁵⁴² "Yes, I'm for an outright ban (on handguns)."⁵⁴³ "We'll take one step at a time, and the first is necessarily - given the political realities - very modest. We'll have to start working again to strengthen the law, and then again to strengthen the next law and again and again. Our ultimate goal, total control of handguns, is going to take time. The first problem is to slow down production and sales. Next is to get registration. The final problem is to make possession of all handguns and ammunition (with a few exceptions) totally illegal."⁵⁴⁴

Sarah Brady, Chairperson for Handgun Control, Inc. (now the Brady Campaign)

"...I don't believe gun owners have rights."⁵⁴⁵ "We would like to see, in the future, what we will probably call needs-based licensing of all weapons. ...Where it would make it much more difficult for anybody to be able to purchase handguns..."⁵⁴⁶ "To me, the only reason for guns in civilian hands is for sporting purposes."⁵⁴⁷

⁵³⁷ *Million Mom Marchers ransack pro-gun display*, WorldNetDaily, August 1, 2000

⁵³⁸ Compiled and reported by the Boulder Weekly, August 24, 2000

⁵³⁹ Recruiting flyer, 1996

⁵⁴⁰ Jeff Muchnick, Legislative Director, USA Today, December 29, 1993

⁵⁴¹ It is interesting to note that HCI was originally named National Council to Ban Handguns

⁵⁴² *The New Yorker*, July 26, 1976

⁵⁴³ 60 Minutes interview

⁵⁴⁴ *New Yorker Magazine*, June 26, 1976, pg. 53

⁵⁴⁵ *Handguns in America*, Hearst Newspapers Special Report, October 1997

⁵⁴⁶ Sarah Brady speech to the Women's National Democratic Club, Sept. 21, 1993

⁵⁴⁷ *Tampa Tribune*, Oct 21, 1993

Jim Brady

“[Handguns] For target shooting, that’s okay. Get a license and go to the range. For defense of the home, that’s why we have police.”⁵⁴⁸

Elliot Corbett, Secretary, National Council for a Responsible Firearms Policy

"Handguns should be outlawed."

Bernard Parks, Chief of Police, L.A., California

“We would get rid of assault weapons. There would not be an assault weapon in the United States, whether it's for a show or someone having it in a collection.”⁵⁴⁹

Josh Sugarmann, Executive Director of the Violence Policy Center

“ ... immediately call on Congress to pass far-reaching industry regulation like the Firearms Safety and Consumer Protection Act ... [which] would give the Treasury Department health and safety authority over the gun industry, and any rational regulator with that authority would ban handguns.”⁵⁵⁰

Patrick V. Murphy, former New York City Police Commissioner

“We are at the point in time and terror where nothing short of a strong uniform policy of domestic disarmament will alleviate the danger which is crystal clear and perilously present. Let us take the guns away from the people.”⁵⁵¹

American Civil Liberties Union (ACLU)

“We urge passage of federal legislation ... to prohibit ... the private ownership and possession of handguns.”⁵⁵²

Rosie O'Donnell, TV talk show hostess

“I think there should be a law -- and I know this is extreme -- that no one can have a gun in the U.S. If you have a gun, you go to jail. Only the police should have guns.”⁵⁵³ “I don't care if you want to hunt, I don't care if you think it's your right. I say, sorry, you are not allowed to own a gun, and if you do own a gun I think you should go to prison.”⁵⁵⁴

⁵⁴⁸ Parade Magazine, June 26, 1994

⁵⁴⁹ Reuters, June 9, 2000

⁵⁵⁰ Houston Chronicle, Nov. 5, 1999

⁵⁵¹ Testimony to the National Association of Citizens Crime Commissions

⁵⁵² Board of Directors in September 1976 - see national ACLU policy #47

⁵⁵³ Ottawa Sun, April 29, 1999

⁵⁵⁴ The Rosie O'Donnell Show April 19, 1999

Violence Policy Center (VPC)

“[gun] Licensing systems are very expensive to administer ... licensing and registration in America would have little effect on the vast majority of gun violence.” “[We are] the largest national gun control advocacy group seeking a ban on handgun production.”⁵⁵⁵

Alan M. Dershowitz, Lawyer and Frankfurter Professor of Law

“The Second Amendment has no place in modern society.”⁵⁵⁶

Brooks Brown, SAFE Colorado

“It was worth lying to him or deceiving him ...”⁵⁵⁷

The media

Michael Gardner, President of NBC News

"There is no reason for anyone in this country ... to buy, to own, to have, to use a handgun ... The only way to control handgun use in this country is to prohibit the guns."⁵⁵⁸ "In fact, only police, soldiers -- and, maybe, licensed target ranges -- should have handguns. No one else needs one."⁵⁵⁹

Editorial, Los Angeles Times

“Why should America adopt a policy of near-zero tolerance for private gun ownership? Because it's the only alternative to the present insanity. Without both strict limits on access to new weapons and aggressive efforts to reduce the supply of existing weapons, no one can be safe.”⁵⁶⁰ “...The Times supports a near-total ban on the manufacture and private ownership of handguns and assault weapons, leaving those guns almost exclusively in the hands of law enforcement officials.”⁵⁶¹

Jack E. White, Time Magazine national correspondent

“Why not just ban the ownership of handguns when nobody needs one? Why not just ban semi-automatic rifles? Nobody needs one.”⁵⁶²

⁵⁵⁵ *Politics, paranoia fuel war of words over guns*, The Times Union, October 18, 2004

⁵⁵⁶ The Crimson Daily, April 9, 2003

⁵⁵⁷ *SAFE Colorado Says Washington Stunt Was Irresponsible*, The Denver Channel, July 26, 2001, discussing an attempt to influence a congressman on a gun control bill

⁵⁵⁸ USA Today, January 16, 1992

⁵⁵⁹ The Wall Street Journal, January 10, 1991

⁵⁶⁰ *Taming the Monster: Get Rid of the Guns*, Dec. 28, 1993

⁵⁶¹ *Taming the Monster: The Guns Among Us*, Dec. 10, 1993

⁵⁶² Washington Times, May 8, 1999

Gary Wills, syndicated columnist

"Every civilized society must disarm its citizens against each other."⁵⁶³

The media in general

A two-year study by the Media Research Center concluded that television reporters are overwhelmingly opposed to Second Amendment rights. For broadcasts from major networks from July 1, 1995 to June 30, 1997, covering 244 gun policy stories:

- The ratio of anti-gun to pro-gun bias was 16:1.
- Anti-gun spokespeople (Sarah Brady, etc.) were given three times the number of sound bites than pro-gun spokespeople (NRA, etc.).

The American government

The following exchange is from the appeal of the case of U.S. vs. Emerson in the Fifth Circuit Court. Meteja was the attorney for the U.S. Government.

Judge Garwood: [to federal lawyer] "You are saying that the Second Amendment is consistent with a position that you can take guns away from the public? You can restrict ownership of rifles, pistols and shotguns from all people? Is that the position of the United States?"

Meteja: [federal lawyer] "Yes"

Garwood: "Is it the position of the United States that persons who are not in the National Guard are afforded no protections under the Second Amendment?"

Meteja: Exactly.

Meteja then said that even membership in the National Guard isn't enough to protect the private ownership of a firearm. It wouldn't protect the guns owned at the home of someone in the National Guard.

Garwood: Membership in the National Guard isn't enough? What else is needed?

Meteja: The weapon in question must be used in the National Guard.

George Napper, Atlanta public-safety commissioner

"If I had my druthers, the only people who would have guns would be those who enforce the law."⁵⁶⁴

⁵⁶³ Philadelphia Inquirer, May 17, 1981

⁵⁶⁴ U.S. News and World Report

Janet Reno, former U.S. attorney general

"The most effective means of fighting crime in the United States is to outlaw the possession of any type of firearm by the civilian populace."⁵⁶⁵

Marion Barry, former mayor, Washington D.C.

"Our neighbors in Virginia are just as responsible for these killings as the criminals are because they won't pass strong gun [control] legislation."⁵⁶⁶ (Ed: The claim being that citizens of Virginia were responsible for murders committed in Washington D.C.)

Gun Control Opponents

John F. Kennedy, President of the United States

"Today, we need a nation of Minutemen, citizens who are not only prepared to take arms, but citizens who regard the preservation of freedom as the basic purpose of their daily life and who are willing to consciously work and sacrifice for that freedom." "By calling attention to 'a well regulated militia,' the 'security' of the nation, and the right of each citizen 'to keep and bear arms,' our founding fathers recognized the essentially civilian nature of our economy. Although it is extremely unlikely that the fears of governmental tyranny, which gave rise to the Second Amendment, will ever be a major danger to our nation, the Amendment still remains an important declaration of our basic civilian-military relationships, in which every citizen must be ready to participate in the defense of his country. For that reason I believe the Second Amendment will always be important."⁵⁶⁷

Mahatma Gandhi, Peaceful Revolutionary

"Among the many misdeeds of the British rule in India, history will look upon the Act depriving a whole nation of arms, as the blackest."

Aristotle

"Those who have the command of the arms in a country are masters of the state, and have it in their power to make what revolutions they please. [Thus,] there is no end to observations on the difference between the measures likely to be pursued by a minister backed by a standing army, and those of a court awed by the fear of an armed people."

⁵⁶⁵ Addressing a 1984 B'nai B'rith gathering in Coral Gables, Florida, per affidavit written by Fred Diamond of Miami

⁵⁶⁶ This Week With David Brinkley, ABC TV, March 19, 1989

⁵⁶⁷ *Know Your Lawmakers*, Guns Magazine, April 1960, Page 4

The Dalai Lama

“If someone has a gun and is trying to kill you, it would be reasonable to shoot back with your own gun.”⁵⁶⁸

George Orwell

“The totalitarian states can do great things, but there is one thing they cannot do: they cannot give the factory-worker a rifle and tell him to take it home and keep it in his bedroom. That rifle, hanging on the wall of the working-class flat or laborer’s cottage, is the symbol of democracy. It is our job to see that it stays there.”⁵⁶⁹

Hubert Humphrey, former U.S. Senator and Vice President of the United States

"Certainly one of the chief guarantees of freedom under any government, no matter how popular and respected, is the right of citizens to keep and bear arms.... The right of citizens to bear arms is just one guarantee against arbitrary government, one more safeguard against tyranny..."⁵⁷⁰

John Adams, President of the United States

“Resistance to sudden violence, for the preservation not only of my person, my limbs, and life, but of my property, is an indisputable right of nature which I have never surrendered to the public by the compact of society, and which perhaps, I could not surrender if I would.”⁵⁷¹ "Here, every private person is authorized to arm himself, and on the strength of this authority, I do not deny the inhabitants had a right to arm themselves at that time, for their defense, not for offense..."⁵⁷²

St. George Tucker, American Revolution Major and Post Revolution Judge

"In America we may reasonably hope that the people will never cease to regard the right of keeping and bearing arms as the surest pledge of their liberty."⁵⁷³

Walter Mondale, Former Vice President and U.S. Ambassador to Japan

"Gun bans don't disarm criminals, gun bans attract them."⁵⁷⁴

⁵⁶⁸ *Dalai Lama urges students to shape world*, Seattle Times, May 15, 2001

⁵⁶⁹ *Don't Let Colonel Blimp Ruin the Home Guard*, Evening Standard, , Jan 8, 1941

⁵⁷⁰ *Know Your Lawmakers*, Guns Magazine, Feb 1960, Page 6

⁵⁷¹ Boston Gazette, Sept. 5, 1763

⁵⁷² *Legal Papers of John Adams*, Butterfield and Zobel; 1965, opening statement as defense counsel for British soldiers on trial for the Boston Massacre in 1770

⁵⁷³ American Blackstone, 1803

⁵⁷⁴ April 20, 1994

Thomas Jefferson, author of the American Declaration of Independence

"No freeman shall be debarred the use of arms (within his own lands or tenements)."⁵⁷⁵ "What country can preserve its liberties if their rulers are not warned from time to time that their people preserve the spirit of resistance. Let them take arms."⁵⁷⁶ "The constitutions of most of our States assert that all power is inherent in the people; that... it is their right and duty to be at all times armed."⁵⁷⁷ "One loves to possess arms, though they hope never to have occasion for them."⁵⁷⁸ "I learn with great concern that [one] portion of our frontier so interesting, so important, and so exposed, should be so entirely unprovided with common fire-arms. I did not suppose any part of the United States so destitute of what is considered as among the first necessities of a farm-house."⁵⁷⁹ "None but an armed nation can dispense with a standing army. To keep ours armed and disciplined is therefore at all times important."

James Madison, American founding father

"[The Constitution preserves] the advantage of being armed which Americans possess over the people of almost every other nation... [where] the governments are afraid to trust the people with arms."

Oliver Stone, movie director

"I like automatic weapons. I fought for my right to use them in Vietnam."

Patrick Henry, American founding father and catalyst for the Bill of Rights

"The great objective is that every man be armed Everyone who is able may have a gun."

Machiavelli

"The Swiss are well armed and enjoy great freedom"⁵⁸⁰ "From this we plainly see the folly and imprudence of demanding a thing, and saying beforehand that it is intended to be used for evil; ... For it is enough to ask a man to give up his arms, without telling him that you intend killing him with them; after you have the arms in hand, then you can do your will with them."⁵⁸¹

⁵⁷⁵ Draft Virginia Constitution (with his note added), Thomas Jefferson, 1776. Papers 1:353

⁵⁷⁶ Letter to James Madison, Dec. 20, 1787, in Papers of Jefferson, ed. Boyd et al.

⁵⁷⁷ Thomas Jefferson to John Cartwright, 1824. Millennium Edition of The Writings of Thomas Jefferson 16:45

⁵⁷⁸ Thomas Jefferson to George Washington, 1796. Millennium Edition of The Writings of Thomas Jefferson 9:341

⁵⁷⁹ Thomas Jefferson to Jacob J. Brown, 1808. Millennium Edition of The Writings of Thomas Jefferson 11:432

⁵⁸⁰ In Switzerland, males age 20 to 42 serving in the army are required to keep rifles or pistols at home

⁵⁸¹ *Discourses on the First Ten Books of Titus Livius*, Niccolò Machiavelli

Tench Coxe, Revolutionary Era Writer

"As civil rulers, not having their duty to the people before them, may attempt to tyrannize, and as the military forces which must be occasionally raised to defend our country, might pervert their power to the injury of their fellow citizens, the people are confirmed by the article in their right to keep and bear their private arms."⁵⁸² "Congress have no power to disarm the militia. Their swords, and every other terrible implement of the soldier, are the birthright of an American... The unlimited power of the sword is not in the hands of either the federal or state government, but, where I trust in God it will ever remain, in the hands of the people"⁵⁸³

Malcolm X, American Black Civil Rights Activist

"It is criminal to teach a man not to defend himself when he is the constant victim of brutal attacks. It is legal and lawful to own a shotgun or a rifle. We believe in obeying the law."⁵⁸⁴ "... I must say this concerning the great controversy over rifles and shotguns. The only thing I've ever said is that in areas where the government has proven itself either unwilling or unable to defend the lives and the property of Negroes, it's time for Negroes to defend themselves. Article number two of the constitutional amendments provides you and me the right to own a rifle or a shotgun. It is constitutionally legal to own a shotgun or a rifle."⁵⁸⁵

Samuel Adams, Member of the Continental Congress

"That the said Constitution shall never be construed to authorize Congress to infringe the just liberty of the press or the rights of conscience; or to prevent the people of The United States who are peaceable citizens from keeping their own arms..."⁵⁸⁶

William Rawle, Post-revolution U.S. Attorney

"The prohibition is general. No clause in the Constitution could by any rule of construction be conceived to give to Congress a power to disarm the people. Such a flagitious attempt could only be made under some general pretense by a state legislature. But if in any blind pursuit of inordinate power, either should attempt it, this amendment may be appealed to as a restraint on both."⁵⁸⁷

Thomas Paine, American Revolution Political Philosopher

"Arms, like laws, discourage and keep the invader and plunderer in awe and preserve order..."

⁵⁸² Remarks on the First Part of the Amendments to the Federal Constitution under the pseudonym 'A Pennsylvanian' in the Philadelphia Federal Gazette, June 18, 1789 at 2 col. 1

⁵⁸³ Pennsylvania Gazette, Feb. 20, 1788

⁵⁸⁴ Statement to the press, March 12, 1964

⁵⁸⁵ *Malcolm X Speaks*, Merit Publishers, 1965

⁵⁸⁶ Debates and Proceedings in the Convention of the Commonwealth of Massachusetts, at 86-87

⁵⁸⁷ A View of the Constitution 125-6 (2nd ed. 1829)

Mafia informant Sammy "The Bull" Gravano

"Gun control? It's the best thing you can do for crooks and gangsters. I want you to have nothing. If I'm a bad guy, I'm always gonna have a gun. Safety locks? You will pull the trigger with a lock on, and I'll pull the trigger. We'll see who wins."

Richard Henry Lee, Member of the Continental Congress

"[W]hereas, to preserve liberty, it is essential that the whole body of the people always possess arms, and be taught alike, especially when young, how to use them;"⁵⁸⁸

Alexander Hamilton, Author of the Federalist papers

"The best we can hope for concerning the people at large is that they be properly armed."⁵⁸⁹

Zachariah Johnson, member of Virginia Constitution Ratifying Convention

"The people are not to be disarmed of their weapons. They are left in full possession of them."⁵⁹⁰

Timothy Dwight, Army Chaplain during the American Revolution

"To trust arms in the hands of the people at large has, in Europe, been believed...to be an experiment fraught only with danger. Here by a long trial it has been proved to be perfectly harmless...If the government be equitable; if it be reasonable in its exactions; if proper attention be paid to the education of children in knowledge and religion, few men will be disposed to use arms, unless for their amusement, and for the defense of themselves and their country."⁵⁹¹

Charles Krauthammer, syndicated columnist

"The Brady Bill's only effect will be to desensitize the public to regulation of weapons in preparation for their ultimate confiscation."⁵⁹² "Passing a law like the assault weapons ban is a symbolic, purely symbolic move. ... Its only real justification is not to reduce crime but to desensitize the public to the regulation of weapons in preparation for their ultimate confiscation."⁵⁹³

⁵⁸⁸ Letters from the Federal Farmer to the Republican, at 21,22,124

⁵⁸⁹ The Federalist Papers at 184-8

⁵⁹⁰ *Debates in the Several State Conventions*, Jonathan Elliot, 646

⁵⁹¹ *Travels in New England and New York*, 1823

⁵⁹² The Washington Post, April 5, 1996

⁵⁹³ The Washington Post, April 5, 1996